

ExpertSystem XL

Modular pressure-sensitive edge system for gates

Highly sensitive, economical, responsive

- High sensitivity and short response time
- Fast assembly and easy installation
- Attractive appearance for seamless integration into gate/door design

ExpertSystem XL


Safety edges with integrated switching contact

Safety edges for experts, by experts

Safety edges on automatic gates and doors prevent people from becoming injured and vehicles and goods from sustaining damage. They need to spring into action the instant they are required, yielding and compressing until the gate drive is able to stop and reverse the dangerous movement. With this in mind, ExpertSystem XL delivers quick response times and is designed for maximum overtravel and flexible plasticity. ExpertSystem XL not only meets normative requirements, but also boasts a fully concealed mounting profile that enables it to blend discreetly into every gate design. The material it is made from, EPDM, is highly durable and maintains its mechanical and UV-resistant properties over many years.

Prefabricated or self-assembly kits and components

ExpertSystem XL pressure-sensitive edges are tailor-made for your requirements: they can be either preassembled as products cut to length, supplied in kits at a standard length, or provided as a modular system for easy self-assembly.



Benefits

Highly sensitive

Thanks to the innovative profile cross-section and short contact travel, ExpertSystem XL pressure-sensitive edges respond even at low actuating forces. They have large effective activation areas and angles, which are essential for devices such as folding gates.

Economical

The plug-in contact end pieces allow ExpertSystem XL safety edges to be assembled in a matter of minutes. The trigger-safe screw-fit plug connections and plug-on profile end caps also ensure very short assembly times on the gate or door.

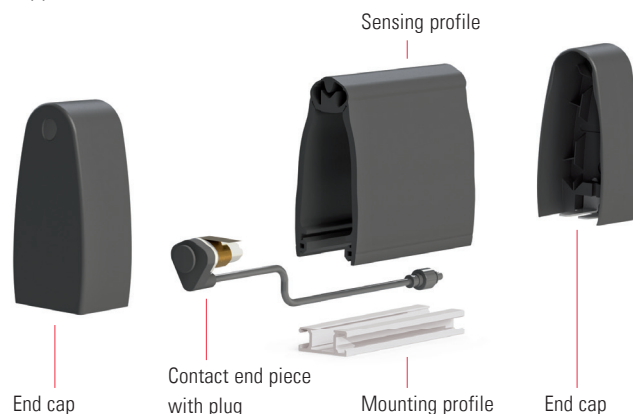
Responsive

High overtravel compensation makes it possible to choose the smallest available profile height for the application. ExpertSystem XL profiles completely cover the aluminum profile. As a result, ExpertSystem XL can be integrated discreetly into ambitious gate designs.

System overview

Sensor edges

- High sensitivity
- Fast assembly
- Attractive appearance



Plug-in connection system

- Sealing contact end piece
- Fast wiring
- Screw locking for secure connection

Fast installation system

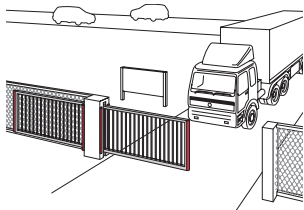
- Even faster installation
- Easy edge change
- Can be preassembled in the workshop



Applications

Situation

Sliding gate at site entrance



Solution

In cases where sliding gates are being used at site entrances, there is the need to safeguard not only the primary closing edge, but also multiple secondary closing edges. This is where ExpertSystem XL's fast, largely tool-free assembly concept and its plug connector-based wiring technique really come into their own, as they make it possible to cut installation times significantly.

Situation

Swing gate

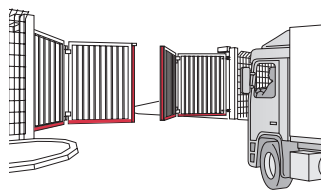


Solution

An ever increasing number of home owners are choosing swing doors in striking and even extravagant designs for the entrances to their properties. With a concealed aluminum profile, matching end caps and concealable cable routing, ExpertSystem XL is characterized by its clear lines. It will blend in perfectly in any setting and can be relied upon for safety – especially if there are children playing nearby.

Situation

Bi-folding gate

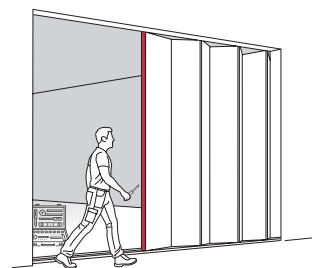


Solution

Leaves of bi-folding gates do not move in a straight line. They can turn up to 90 degrees along their longitudinal axis while a closing movement is taking place, and this inevitably leads to lateral activation of the safety edges. ExpertSystem XL is ideally placed to deal with this thanks to its large effective activation areas and angles.

Situation

Servicing



Solution

When servicing is required, ExpertSystem XL offers decisive advantages when replacing safety edges that vehicles may have run into and damaged. ExpertSystem XL's plug-in cable connections enable quick installation in just a few simple steps.

ExpertSystem XL

Safety edges preassembled by experts

Complete solution made to measure

ExpertSystem XL safety edges are available as a precisely assembled complete solution. Let us know your requirements and we will configure all of the necessary pressure-sensitive edges complete with the required connecting cables and switching devices to suit your specific needs.

For example, you can have all closing edge protections assembled ready-to-use for a gate project. Our highly trained sales and technical support staff will be happy to assist you in gathering all the necessary data. Delivery is made on the desired date, which saves storage space and the need to stockpile individual components.



ExpertSystem XL profile types

Contact profile	XL-CP42A	XL-CP49A		XL-CP56A NEW		XL-CP56B NEW	
Article no.	411870	389110		430671		430672	
Safety edge	XL-CP42A24x ²⁾	XL-CP49A30x	XL-CP49A36x	XL-CP56A30x	XL-CP56A36x	XL-CP56B30x	XL-CP56B36x
Mounting profile	XL-AP24	XL-AP30	XL-AP36	XL-AP30	XL-AP36	XL-AP30	XL-AP36
Actuating force ¹⁾	< 40 N	< 50 N		< 45 N		< 90 N	< 80 N
Pre-travel ¹⁾	< 2.5 mm	< 3 mm		< 3 mm		< 13 mm	< 17 mm
Overtravel ¹⁾ (at 400 N)	> 16 mm	> 24 mm		> 28 mm		> 27 mm	> 25 mm

¹⁾ According to EN ISO 13856-2, test object Ø 80 mm, measuring point C3, test speed 200 mm/s, temp. 20 °C. More detailed information can be found in the product data sheets.

²⁾ When operating with the XRF-T1 radio transmitter be mounted externally.

Maximum efficiency thanks to Quick mount

With preassembled ExpertSystem XL pressure-sensitive edges with the optionally available Quick mount fast installation system, maximum efficiency can be achieved: With Quick mount your installation time is reduced to only a few minutes. Our video "ExpertSystem – Fastest commissioning with pre-assembled safety edges" (see QR code, direct link) shows how easily and quickly a preassembled ExpertSystem XL pressure-sensitive edge with integrated XRF-TI radio transmitter can be mounted on your industrial door and be ready for operation.



Contact profile	XL-CP74A		XL-CP80A	XL-CP80B	XL-CP99A
Article no.	389109		430673	430674	389087
Safety edge	XL-CP74A30x	XL-CP74A36x	XL-CP80A36x	XL-CP80B36x	XL-CP99A36x
Mounting profile	XL-AP30	XL-AP36	XL-AP36	XL-AP36	XL-AP36
Actuating force ¹⁾	< 45 N		< 45 N	< 70 N	< 40 N
Pre-travel ¹⁾	< 4 mm		< 3.5 mm	< 14 mm	< 3 mm
Overtravel ¹⁾ (at 400 N)	> 42 mm		> 49 mm	> 45 mm	> 69 mm

NEW

¹⁾ According to EN ISO 13856-2, test object Ø 80 mm, measuring point C3, test speed 200 mm/s, temp. 20 °C
More detailed information can be found in the product data sheets.

ExpertSystem XL

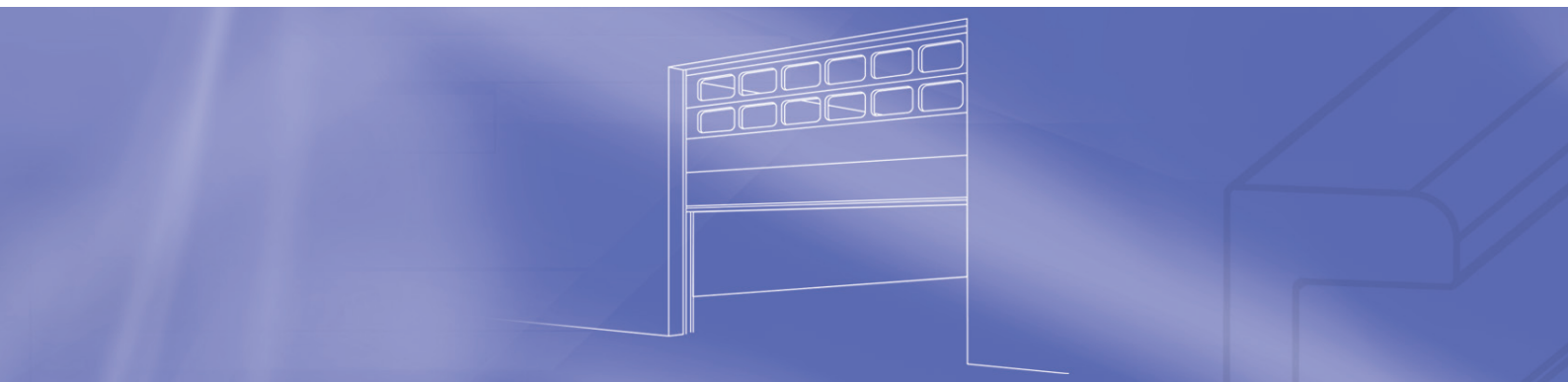
Self-assembled safety edges

Self-assembly

It is often necessary to be able to react flexibly and quickly in the event of unforeseen short-term requirements or a replacement. In this case, having your own stock and being able to assemble the pressure-sensitive edges yourself is usually the best approach.

Our practical range of single-edge kits containing all necessary components for easy, yet functionally reliable, assembly provide the best solution for this approach. For individual applications, for example when servicing an existing gate or when there is only an occasional need, these kits are ideal to have ready at any time. They are available in standard lengths.

For more extensive requirements, individual components are available in greater quantity.



ExpertSystem XL kits

Article no.	Name	Length up to	Height x width
424713	XL-CP42A24/KT/2000/8K/5	2000 mm	42 mm x 29 mm
412009	XL-CP49A30/KT/2000/8k/5	2000 mm	49 mm x 36 mm
415039	XL-CP49A36/KT/2000/8k/5	2000 mm	49 mm x 42 mm
425262	XL-CP49A36/KT/2500/8K/5	2500 mm	
446387	XL-CP56A30/KT/2000/8k/5	2000 mm	56 mm x 36 mm
446390	XL-CP56A36/KT/2000/8K/5	2000 mm	56 mm x 41 mm
412010	XL-CP74A30/KT/2000/8k/5	2000 mm	74 mm x 37 mm
415042	XL-CP74A36/KT/2000/8k/5	2000 mm	74 mm x 43 mm
425263	XL-CP74A36/KT/2500/8K/5	2500 mm	
446391	XL-CP80A36/KT/2000/8K/5	2000 mm	80 mm x 42 mm
415043	XL-CP99A36/KT/2000/8k/5	2000 mm	99 mm x 44 mm




















Kits include: 1x sensing profile, 1x mounting profile, 2x contact end pieces, 2x end caps, 1x resistor plug 8.2 kOhm and 1x 5 m connection cable.




























ExpertSystem XL components

Article no. Description

411870	XL-CP42A sensing profile , H 42 mm (25 m)	
389110	XL-CP49A sensing profile , H 49 mm (25 m)	
430671	XL-CP56A sensing profile , H 56 mm (25 m)	
430672	XL-CP56B sensing profile , H 56 mm (25 m)	
389109	XL-CP74A sensing profile , H 74 mm (25 m)	
430673	XL-CP80A sensing profile , H 80 mm (25 m)	
430674	XL-CP80B sensing profile , H 80 mm (25 m)	
389087	XL-CP99A sensing profile , H 99 mm (25 m)	
412002	XL-AP24 mounting profile , aluminum, B 24 mm (6.1 m)	
402162	XL-AP30 mounting profile , aluminum, B 30 mm (6.1 m)	
402163	XL-AP36 mounting profile , aluminum, B 36 mm (6.1 m)	
409584	XL-AP3020 mounting profile , aluminum, B 30 mm, black anodized (6.1 m)	
409585	XL-AP3620 mounting profile , aluminum, B 36 mm, black anodized (6.1 m)	
412005	XL-AP30Q mounting profile , aluminum, B 30 mm, punched for quick mount (6.1 m)	
412006	XL-AP36Q mounting profile , aluminum, B 36 mm, punched for quick mount (6.1 m)	
412007	XL-AP3020Q mounting profile , aluminum, B 30 mm, black anodized, punched for quick mount (6.1 m)	
412008	XL-AP3620Q mounting profile , aluminum, B 36 mm, black anodized, punched for quick mount (6.1 m)	
411987	XL-QME quick mount element Stainless steel, brass (75 pcs.)	
413856	XL-QFIX lens drilling screw PH for XL-QME 4.2 x 19 mm, hardened, galvanized (100 pcs.)	
411989	XL-EASE hand tool for easily pressing in the sensing profiles	
212876	XL-CUT rubber profile cutters (cut length 75 mm)	

Article no. Description to sensing profile on mounting profile

424373	XL-C4224 end cap	XL-CP42A	XL-AP24	
409902	XL-C4930 end cap	XL-CP49A	XL-AP30x	
409887	XL-C4936 end cap	XL-CP49A	XL-AP36x	
436969	XL-C5630 end cap	XL-CP56A & B	XL-AP30x	
437000	XL-C5636 end cap	XL-CP56A & B	XL-AP36x	
409903	XL-C7430 end cap	XL-CP74A	XL-AP30x	
409889	XL-C7436 end cap	XL-CP74A	XL-AP36x	
437001	XL-C8036 end cap	XL-CP80A & B	XL-AP36x	
409901	XL-C9936 end cap (set of 2)	XL-CP99A	XL-AP36x	
411903	XL-EP3020 end plugs		XL-AP3020x	
411902	XL-EP3620 end plugs (Set left/right)		XL-AP3620x	
389111	XL-CEP contact end piece with cable and connecting plug (f), (set of 2 pcs.)			
389114	XL-RP8 resistor plug 8.2 kOhm with connecting plug (m)			
	XL-CCx connection cable one connecting plug (m), one open cable end			
	389119 XL-CC1 , length 1 m		389120 XL-CC2 , length 2 m	
	389121 XL-CC5 , length 5 m		389122 XL-CC10 , length 10 m	
	389123 XL-CC20 , length 20 m			
	XL-ICx intermediate connection cable two connecting plugs (m/m)			
	398436 XL-IC0.2 , length 0.2 m		389124 XL-IC1 , length 1 m	
	389125 XL-IC2 , length 2 m		396456 XL-IC3.5 , length 3.5 m	
	389126 XL-IC5 , length 5 m		429645 XL-IC17 , length 17 m	
	XL-EC1 extension cable two connecting plugs (f/m)			
	420769 XL-EC1 , length 1 m			

Technical data

Sensing profile material	EPDM, non-conductive, black
Hardness	Approx. 70 Shore A
Switching contact material	EPDM, conductive
Contact resistance	Typ. < 200 ohm, max. < 500 ohm
Resistance per unit length	< 2 ohm/m
Operating temperature range	-20°C to +60°C
Max. voltage	24 V ACDC
Continuous current load at max. voltage	10 mA
Protection class of assembled pressure-sensitive edge	IP67
Connection	2-pin cable
Plug connectors	Coded, with screw locking
Resistor plug	8.2 kOhm (0.6 W)
Storage temperature for components	Permanent 0°C to 40°C recommended, short-term -30°C to 60°C possible
Product standards	EN 12978 and EN ISO 13856-2 (type approval)
RoHS; REACH	Compliant

More detailed information can be found in the product data sheets.

Note

Technical details and recommendations concerning our products are based on experience and are an aid for the orientation of the user. Details stated in our brochures and data sheets do not guarantee special properties of the products. This does not apply to special product properties confirmed by us in writing or individually. Subject to technical alterations.

Supplementary products

ExpertSystem XRF

The ExpertSystem XRF is a wireless signal transmission system for applications with high performance and design requirements.



ProLoop2

The ProLoop2 loop detector monitors and evaluates induction loops laid in the ground and precisely detects cars, trucks, two-wheelers and industrial trucks.



ProAccess

ProAccess is a powerful sensor for vehicle detection with combined radar and ultrasonic technology.



BBC Bircher Smart Access

Wiesengasse 20
8222 Beringen
Switzerland
Tel. +41 52 687 11 11
info@bircher.com
www.bircher.com