

ACTIVE DYNAMIC FILTER

ADF P100

480 V CE: 50, 75, 90, 120, 150 A

690 V CE: 90 A

HARMONIC
ELIMINATION &
LOAD BALANCING

CLOSED LOOP,
OPEN LOOP &
SENSORLESS
CONTROL

NON
OVERLOADABLE

DYNAMIC VAR
COMPENSATION

FLOATING GRID
FREQUENCY
SUPPORT

EASY INSTALLATION



— COMSYS —
comsys.se/adf



TECHNICAL SPECIFICATION ADF P100

MODEL	ADF P100-50/480	ADF P100-75/480	ADF P100-90/480	ADF P100-120/480	ADF P100-150/480	ADF P100-90/690
COMPENSATION CURRENT CAPACITY AT 50/60 HZ	50 A _{RMS}	75 A _{RMS}	90 A _{RMS}	120 A _{RMS}	150 A _{RMS}	90 A _{RMS}
SYSTEM VOLTAGE	480 V (208 – 480 V)					690 V (480 – 690 V)
NOMINAL FREQUENCY	45 – 65 Hz (Including floating frequency)					
NUMBER OF PHASES	3 phase 3 wire					
CONNECTION TYPE	3 phase without neutral (TN, TT, IT)					
HARMONIC CURRENT COMPENSATED	Individual compensation up to 49th order					
RATE OF HARMONIC REDUCTION	Better than 98%					
CURRENT COMPENSATION OF COS φ	Up to 1.0					
EXPANDABILITY	Up to 15 ADF P100 units can be used in parallel					
RESPONSE TIME	< 1 ms					
HEAT DISSIPATION	< 1600 W	< 2535 W	< 3180 W	< 3155 W	< 3225 W	< 2969 W
MAXIMUM AIR FLOW	< 600 m³/h / 353 CFM					
NOISE LEVEL	< 70 dB(A)					
ENVIRONMENT	0 to 95% RH non-condensing, max. altitude 1000 m / 3281 ft. without derating					
OPERATING TEMPERATURE	0 to 50° C, up to 40° C without derating 32 to 122 °F, up to 104 °F without derating					
DIMENSIONS (W×H×D)	230 × 1790 × 470 mm 9 x 25.4 x 18.5 inch					
WEIGHT	91 kg 201 lbs			105 kg 231 lbs	116 kg 256 lbs	150 kg 331 lbs
CABINET COLOR	Cabinet RAL 7035 (light grey), base RAL 5017 (traffic blue)					
PROTECTION CLASS	IP20, IP21 according to IEC 60529, other ratings upon request					
ELECTROMAGNETIC COMPATIBILITY	EN 61000-6-2, EN 61000-6-4. Conducted emission EN 55011 class A1					
ENVIRONMENTAL CONDITIONS	Chemical 3C3, Mechanical 3S3					
CERTIFICATES	CE, DNV					

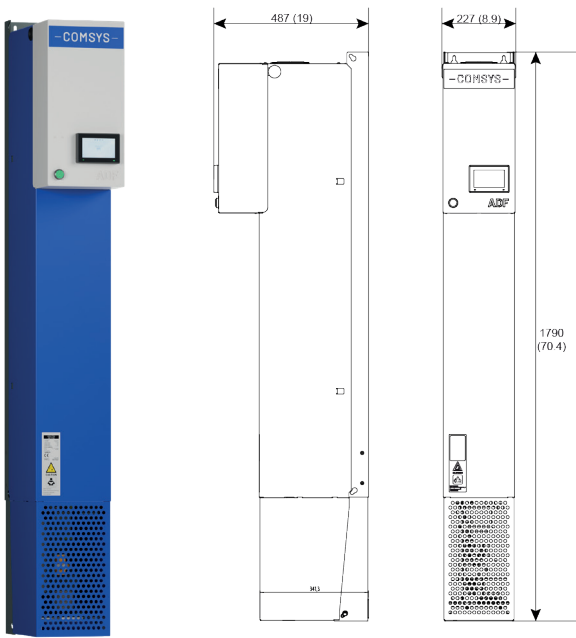
Comsys AB does not assume any responsibility for use of any product or method described and also reserves the right to make changes at any time without prior notice in order to improve design and supply the best possible products.

– COMSYS –
comsys.se/adf

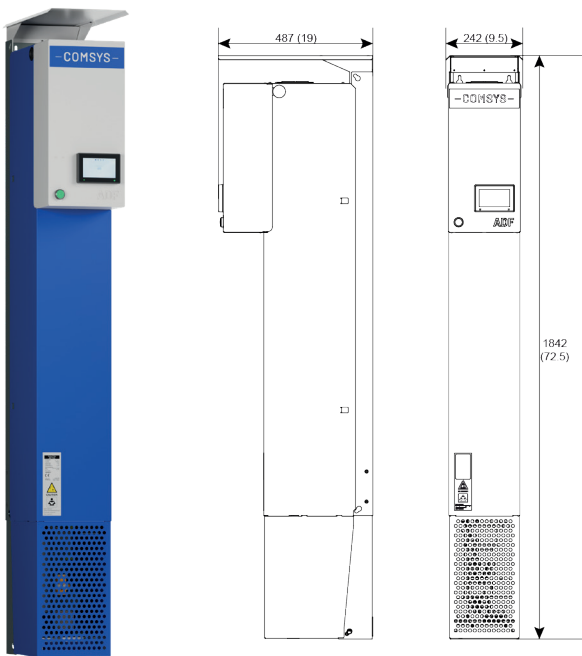


DIMENSIONS & CONNECTION

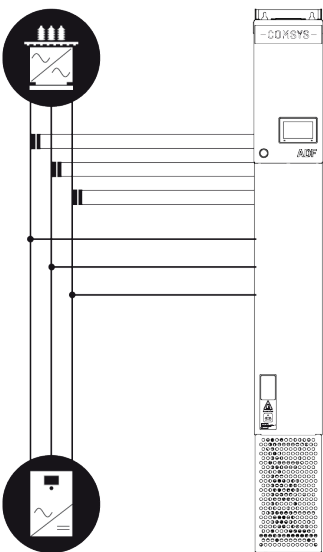
mm (inches) IP20



mm (inches) IP21



Example connection diagram



Customer interface



THE ADF PRODUCT RANGE

The ADF product range consists of versatile tools to address your unique power quality challenges in a way that is cost efficient.

For extreme resonances and interharmonics, to a powerful solution for a compact space, each ADF product targets different power levels in commercial and industrial applications in the low and medium voltage segments.



— COMSYS —
comsys.se/adf

