

Part number

CX 01 YF



Female modular insert, Mixo series, crimp connection, 1 pole, 2 modules, 200 A 1000 V 8 kV 3

Product description

Product type	Modular insert
Series	Mixo
Connection type	Crimp connection
Gender	Female
N. of poles	1 pole
Size	2 modules

Technical data

Current	200 A
Voltage	1000 V
Rated impulse withstand voltage	8 kV
Pollution degree	3
Rated voltage according to UL/CSA	600 V
IP degree of protection	IP20 without enclosure, IP65/IP66/IP68/IP69 with enclosure

Further technical details

Characteristics according to EN 61984	200A 1000V 8kV 3; 200A 920/1600V 8kV 2
Insulation resistance	≥ 10 GΩ
Contact resistance	≤ 0,2 mΩ
Weight	32,00 g
Operating temperature range (min, max)	-40 °C ... +125 °C
UL 94 flammability rating	V-0

Material properties

Main material	Polycarbonate
Colour	RAL 7032 grey
RoHs conformity	Compliant
China RoHs - EFUP	E
REACH SVHC substances	No

Approvals / Standards

Reference standard	EN 61984:2009-06
Certifications	CSA, CQC, DNV-GL, BV, EAC
UL	ECBT2
cUL	ECBT8

General ordering information

EAN13 code	8015747168052
eCl@ss 8.1	27440205
ETIM 7.0	EC000438

Packaging Information

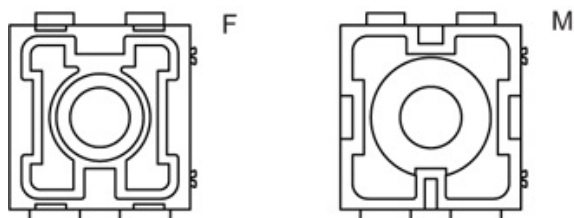
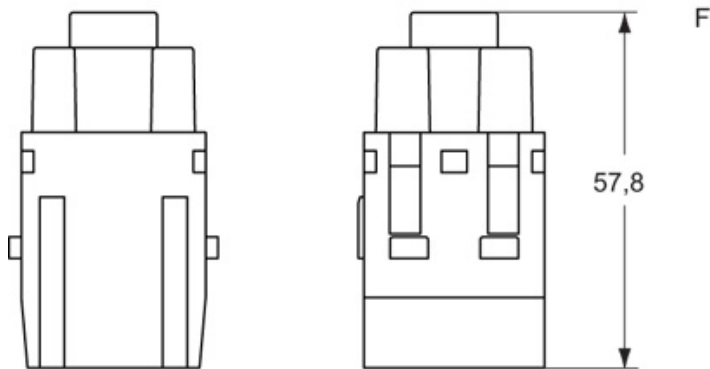
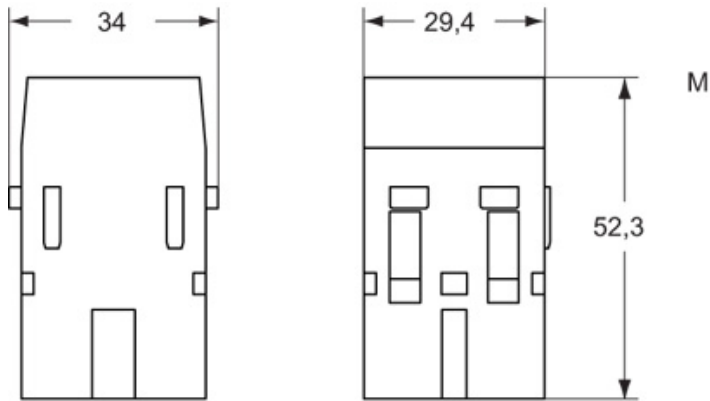
Packaging length	112,00 mm
Packaging height	95,00 mm
Packaging width	117,00 mm
Packaging weight	0,21 kg
Packaging volume	1,24 dm ³
Packaging description	Carton box
Packaging quantity	5 Pcs
Packaging EAN code	8015747168366
Sub-packaging weight	0,04 kg
Sub-packaging description	Plastic bag
Sub-packaging quantity	1 Pcs
Sub-packaging EAN barcode	8015747168373

Part number

CX 01 YF



Catalogue drawings



Notes

CX 01 Y inserts:

- characteristics according to EN 61984:
(200A 1000V 8kV 3)
- 2 frame slots

- rated voltage according to UL/CSA: 600V
- insulation resistance: > 10 GOhm
- ambient temperature limit: -40 °C ... +125 °C
- are made of self-extinguishing thermoplastic resin UL 94 V0
- mechanical life: > 500 cycles

- contact resistance: < 0,2 mOhm

the modular inserts must be installed in suitable frames which in turn are installed in traditional housings or COB panel support

Dimensions shown in mm are not binding and may be changed without notice.
