VIDEO

+ Info

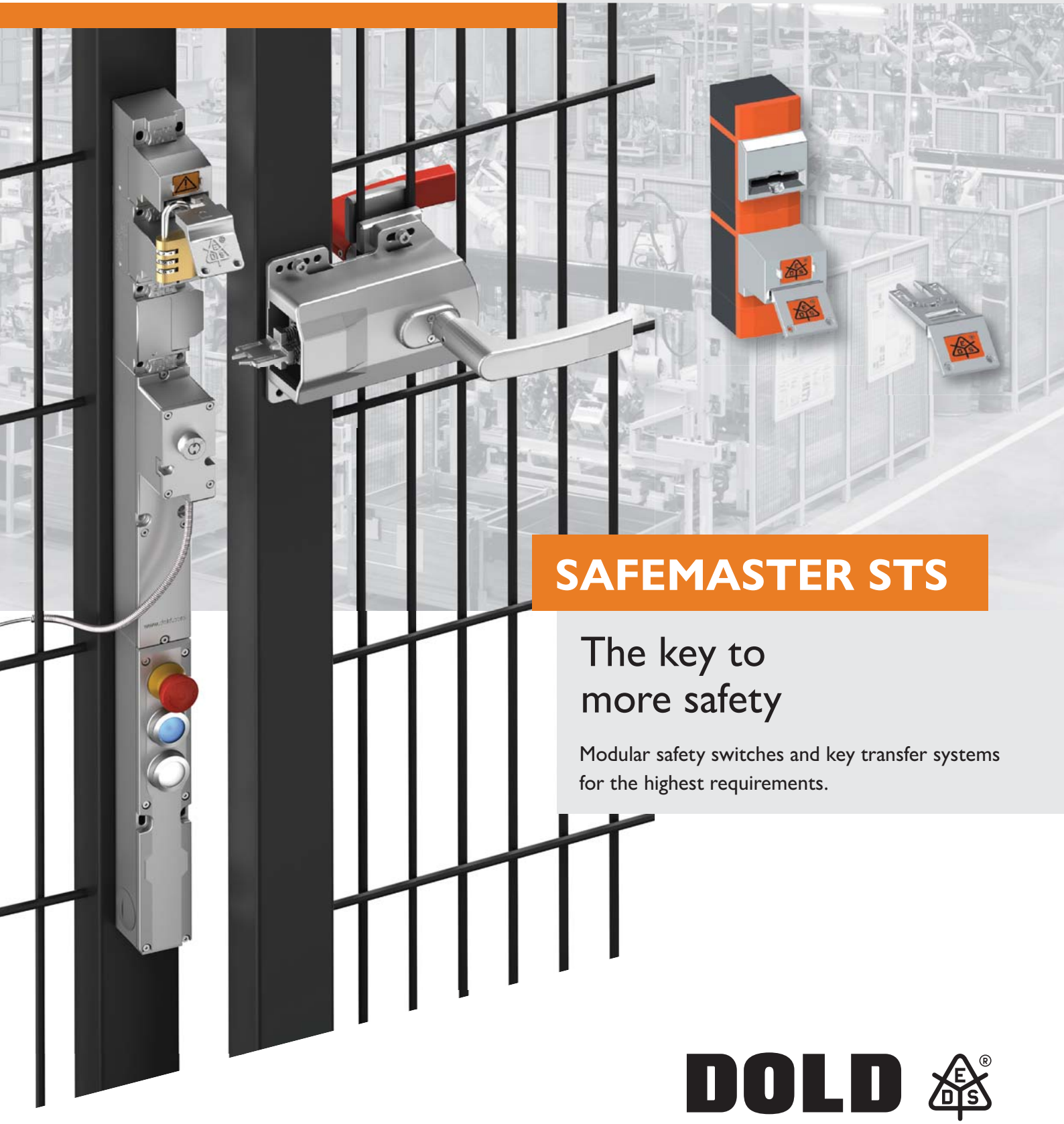

SAFEMASTER STS

The key to more safety

Modular safety switches and key transfer systems for the highest requirements.

DOLD

Our experience. Your safety.

The ultimate safety system

SAFEMASTER STS

Revolutionary. Simple.
The SAFEMASTER STS safety switch and key transfer system serves to monitor the moveable safety guards found on machines and installations. It combines the advantages of safety switches, guard locks, key transfer and command functions in a single system. The rugged stainless steel or fibre reinforced polymer (FRP) interlocking system is suitable for many different uses, and can be individually tailored to your specific application.

Modular. Flexible.
The building block system allows for flexible safety solutions adapted to the application – whether they are standalone solutions, complex system solutions, electrical, mechanical, or hybrid systems. The modular, expandable system reduces installation and maintenance work, since entrances and doors can be secured without any wiring.

Safe. Tested.
SAFEMASTER STS is tested and approved according to legal requirements, and as an individual system is suitable for use in safety applications up to cat. 4 / PL e in accordance with EN ISO 13849-1.

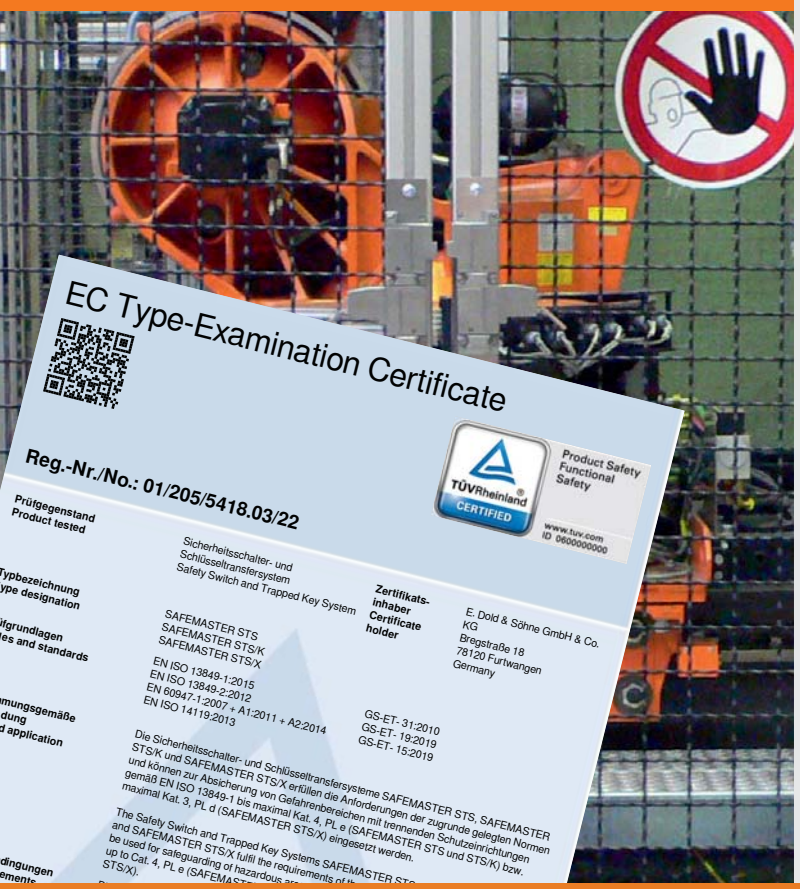

Economical. Sustainable.
With SAFEMASTER STS, your company can create customized wire free security concepts. This saves cost, power, effort and material. The components are long-lasting and recyclable. That makes this system a pioneer in terms of energy efficiency and environmental sustainability.

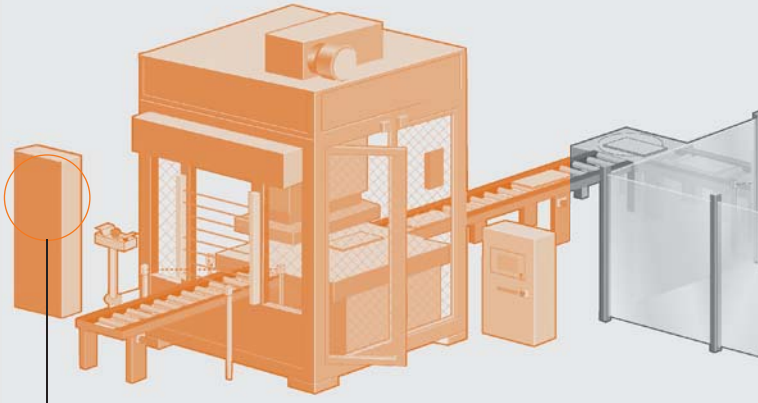



Key transfer

Key operated switch
If, for instance, the machine is due for maintenance, it is switched off by withdrawing the key. This triggers a signal (idle state, safe state). The system then cannot be started as long as the key is missing.

Guard lock

Solenoid guard lock
A solenoid controlled guard lock secures safety doors or entrances in a hazardous area during operation. Only when a release signal is present the guard lock is disengaged. The door can then be opened.

Switch

Safety switches
Safety switches are used for the electrical monitoring of access points or safety doors, for example. If an access point is opened whilst the system is operating, the system is immediately switched off.

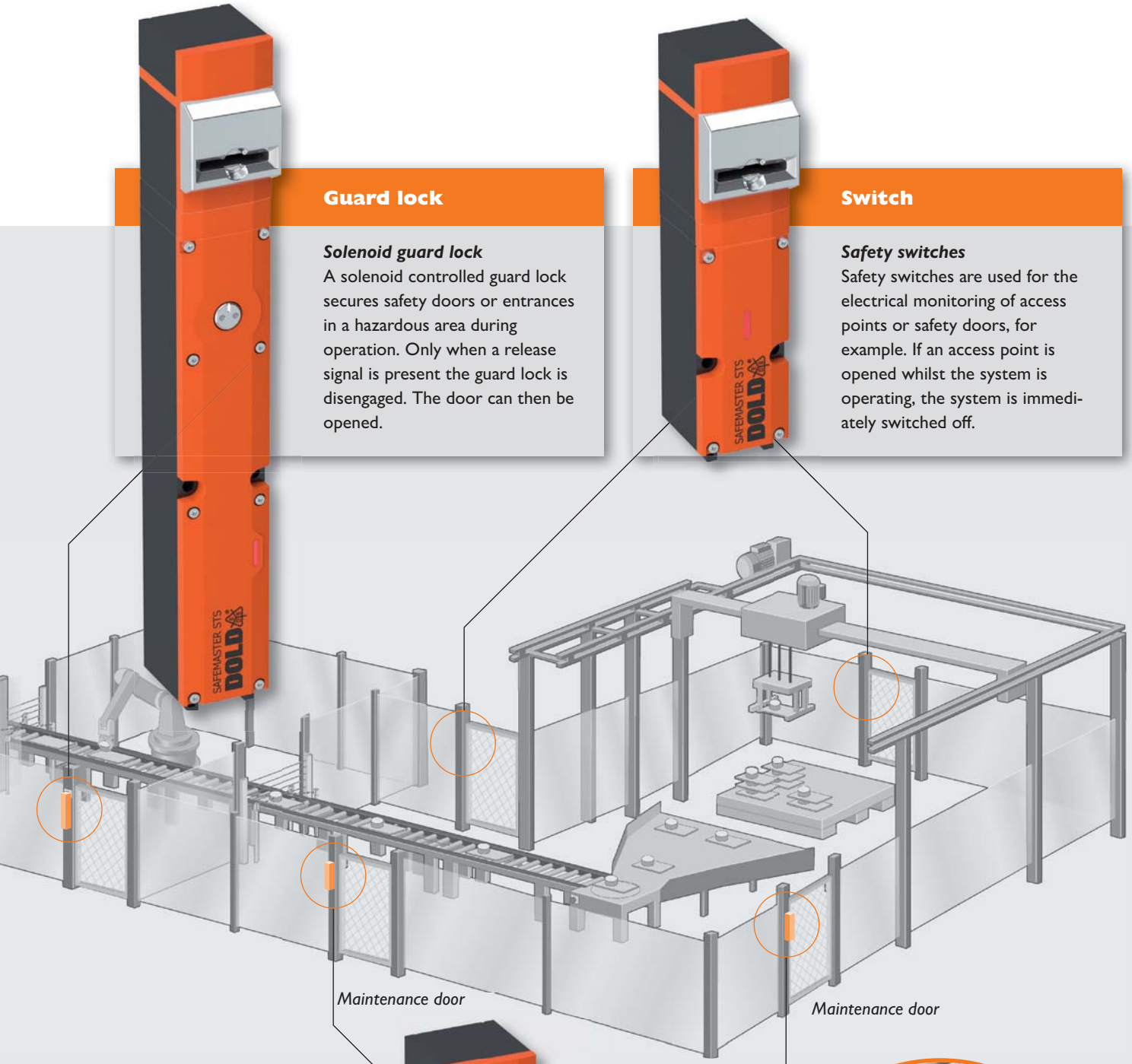

Mechanical lock
After inserting the key from the key operated switch, the door can be opened without danger. So long as the door is open, the key remains locked and cannot be withdrawn. The mechanical lock enables access points to be secured without wiring.

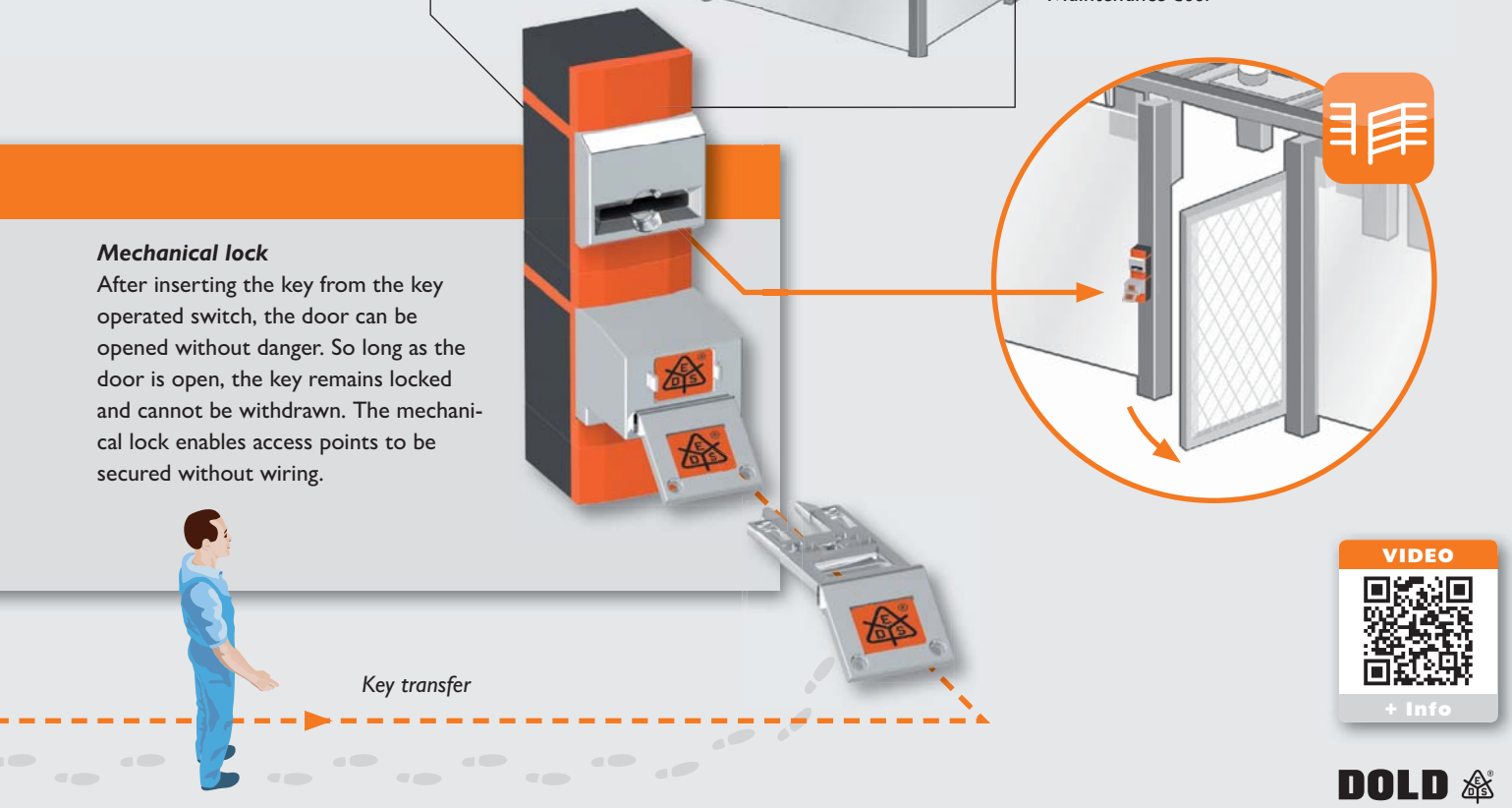

VIDEO
+ Info

Reliable fibre reinforced polymer (FRP) version

Fibre reinforced polymer (FRP) design

SAFEMASTER STS is the reliable safety switch and key transfer system used to secure safety guards protecting machines and systems. The system was designed according to the highest possible security standards and fulfills all relevant safety requirements. It reliably and securely protects both your employees and your machines and production systems. The FRP version stands out with its attractive design, strong visual effect, and simple handling. It's robust combination of stainless steel and FRP lends itself to a broad range of use, such as in automation technology, the automotive and railway industries.







Simple combination

SAFEMASTER STS also offers the option of a combination of fibre reinforced polymer and stainless steel design, for use in rugged environmental conditions. Thanks to its good cross compatibility, the system can be adapted to your specific application or task.



Tough robust stainless steel version

Stainless steel design

The robust and high-quality stainless steel design is well suited for use in rugged conditions, such as those in bulk goods handling areas in the chemical, food, or pharmaceutical industries. SAFEMASTER STS is also a practical solution for areas with extreme ambient temperature, moisture, and dirt.



For example, the FRP version can be used in your switch cabinet, and the stainless steel solution is well suited for extreme rough handling areas.



SAFEMASTER STS -
Simple combination

An interlocking unit with solenoid guard lock securely guards the main access door to a dangerous zone. An access door that is frequently used, could feature electric monitoring. Access doors used more rarely, and doors located in rugged areas such as outdoor areas of the facility can be secured with a purely mechanical or non wired stainless steel version.

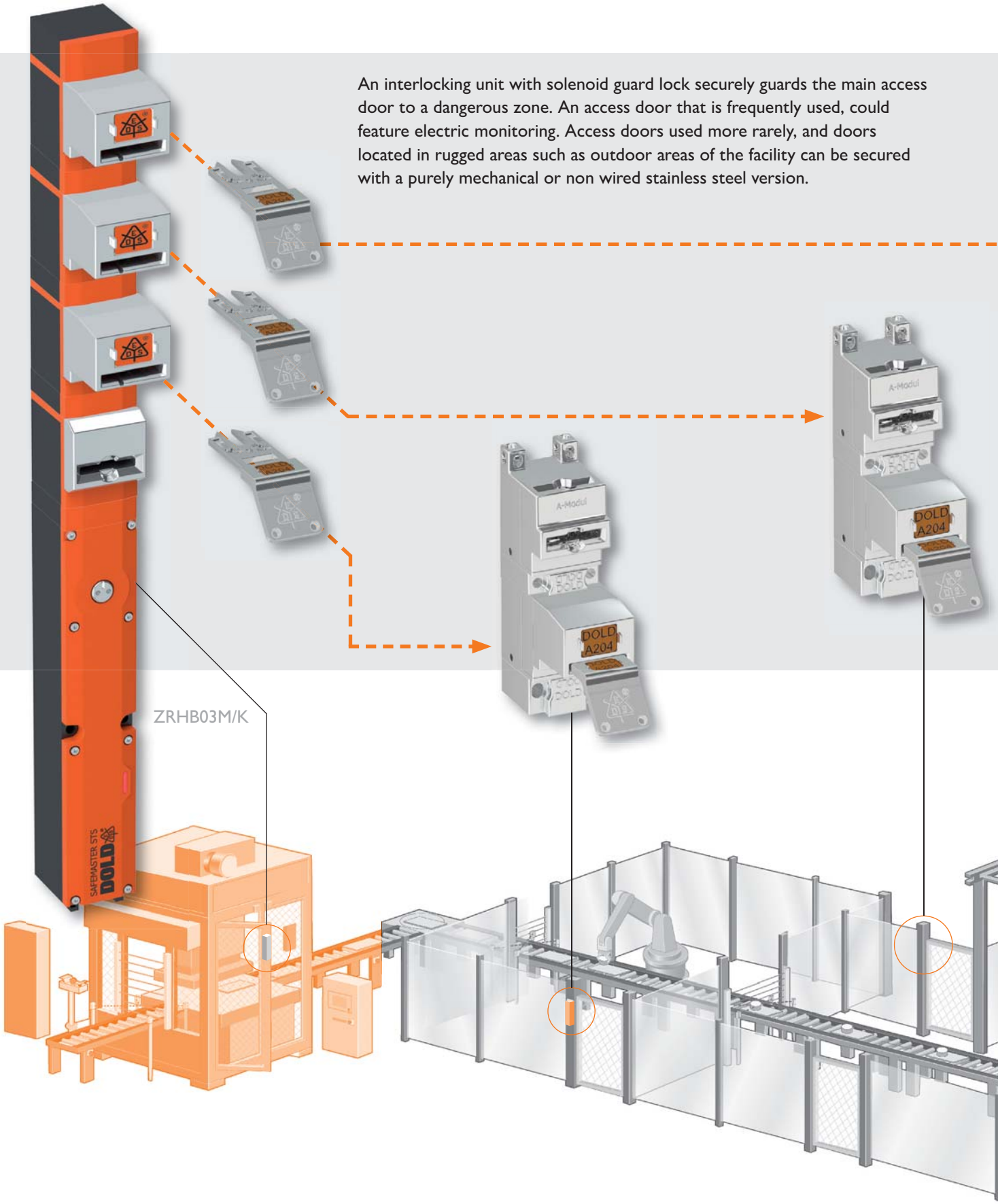

Stainless steel and fibre reinforced polymer (FRP) design



M10A

Integrating stainless steel solution

SAFEMASTER STS also offers the option of a combination of fibre reinforced polymer (FRP) and stainless steel design, for use in rugged environmental conditions. Thanks to its good cross compatibility, the system can be adapted to suite your specific application. For example, the FRP version can be used in your switch cabinet, with the stainless steel solution being used in extreme and rough handling areas.



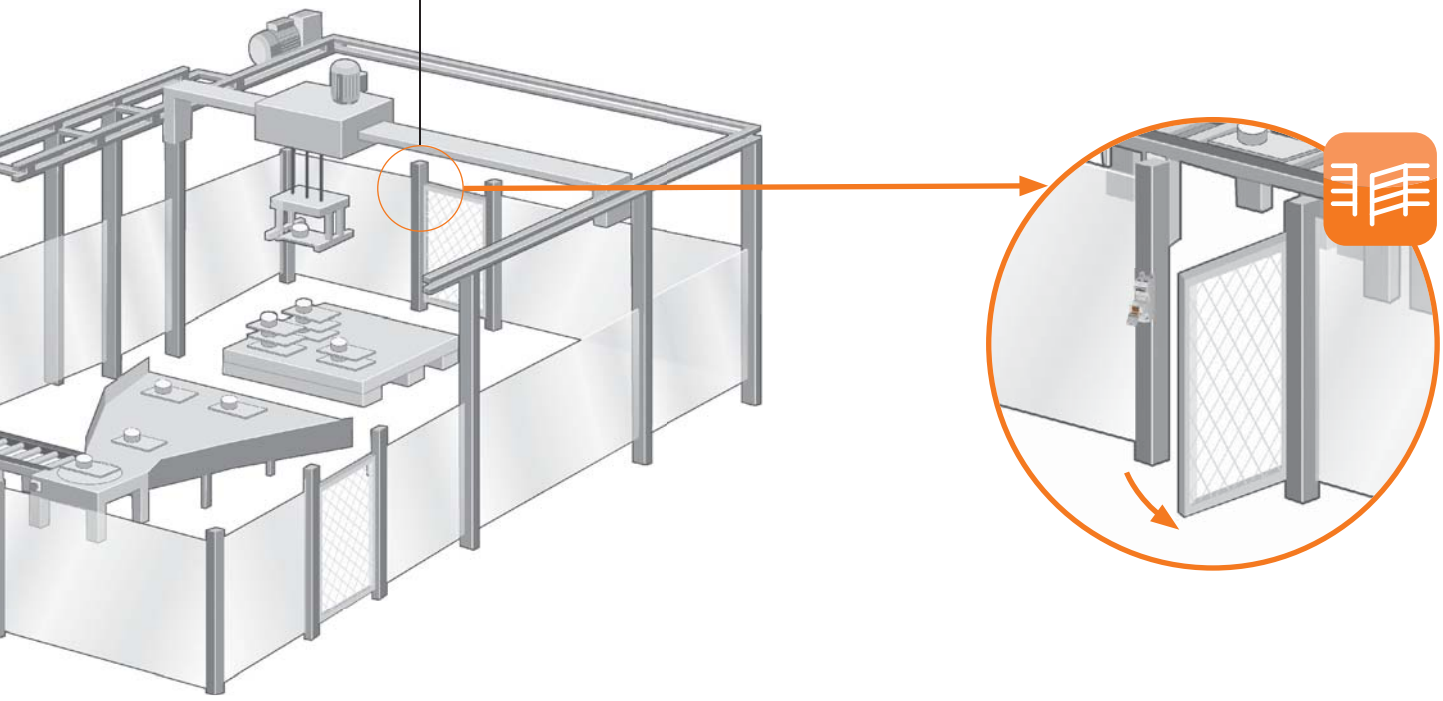

Safety switches



Safety switch (type 2)

SAFEMASTER STS series safety switches reliably secure access and protective doors and hatches, and are suitable for safety applications up to Cat. 4 / PL e in accordance with EN ISO 13849-1 without fault exclusion. They are suited for applications requiring a high level of security. The very narrow design also allows them to be installed on movable safety guards.





When the safety guards are opened, hazardous movements must immediately be switched off and secured against restart. The hazardous machinery can only be restarted once the safety guards are closed.

Guard locks

Mechanical / Solenoid guard lock

Guard locks in the SAFEMASTER STS family combine our trusted mechanical principle with the advantages of electromechanical safety switches with a 2-channel locking function. Thanks to their lock monitoring features, they can be used to reliably protect both processes and personnel. Different coding levels, very high locking forces, and comprehensive diagnostic capabilities allow them to be used in almost all safety-relevant applications.









An access door can only be opened after the machine controller has transmitted an enabling signal to the guard lock. As long as this enabling signal is active, the movable section of the safety guard can be opened and closed. If the release signal is cancelled, the safety guard is closed and the guard lock is reactivated. The machine can then be restarted. Possible uses include safety applications with machine or equipment follow-up movements involving high pressure or high temperatures.

Key transfer – The principle

Modular. Expandable. Flexible.

A trapped key safety switch (❶) can contain multiple keys, thereby monitoring multiple access points at once without wiring (❷,❸). A modular design allows the system to be expanded easily, for example with additional mechanical interlocking devices(❹). This non wired safety aspect saves cost and increases the availability of the system.

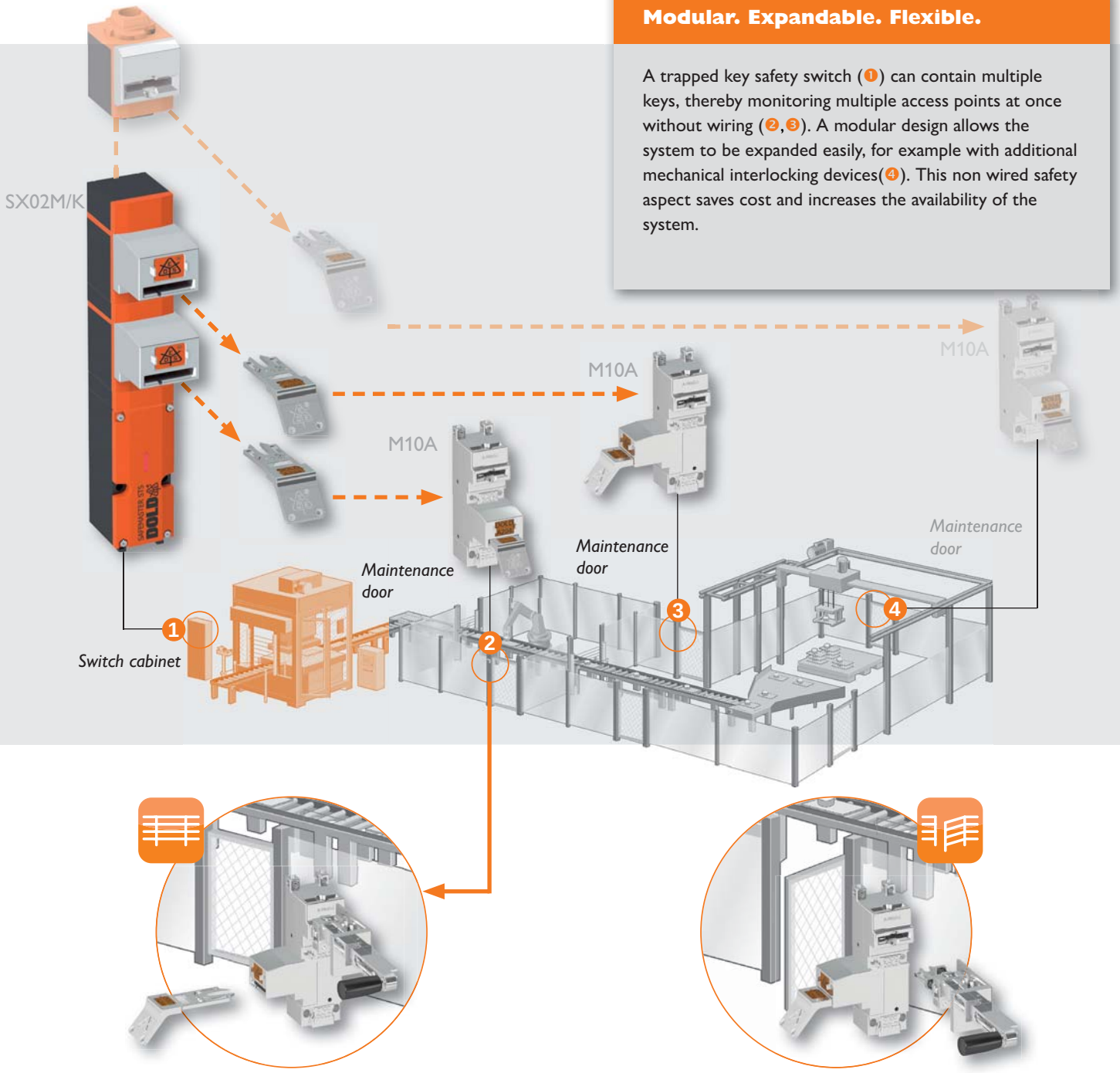

Wireless. Safe.

Safety door closed and locked
To open the safety door, a key from the trapped key safety switch (❶) must be inserted into the mechanical guard lock (❷). Only then can the door be opened.

Safety door opened, key retained
As long as the door is open, the key is retained in the mechanical guard lock (❷). Only once the door is closed the key can be removed. The system-enforced process means that it is only possible to start the machine once all keys (❷, ❸ and ❹) are re-inserted into the trapped key safety switch (❶).

Hybrid system – Ergonomic safeguard

Reduced wiring. Ergonomic.

SAFEMASTER STS combines the advantages of safety switches, guard locks, key transfer and command functions in a single system. The hybrid system offers the advantage of an ergonomic operation for the whole system. For instance, a main entrance that is used frequently (❶) can be monitored electrically, while access points used only rarely for maintenance and service (❷,❸) can be secured by purely mechanical means, or without wiring using key transfer. The advantage of the hybrid solution in comparison to the classic key transfer solution is that the operator must travel shorter distances, and is able to operate the main entrance quickly. This saves time and increases productivity.



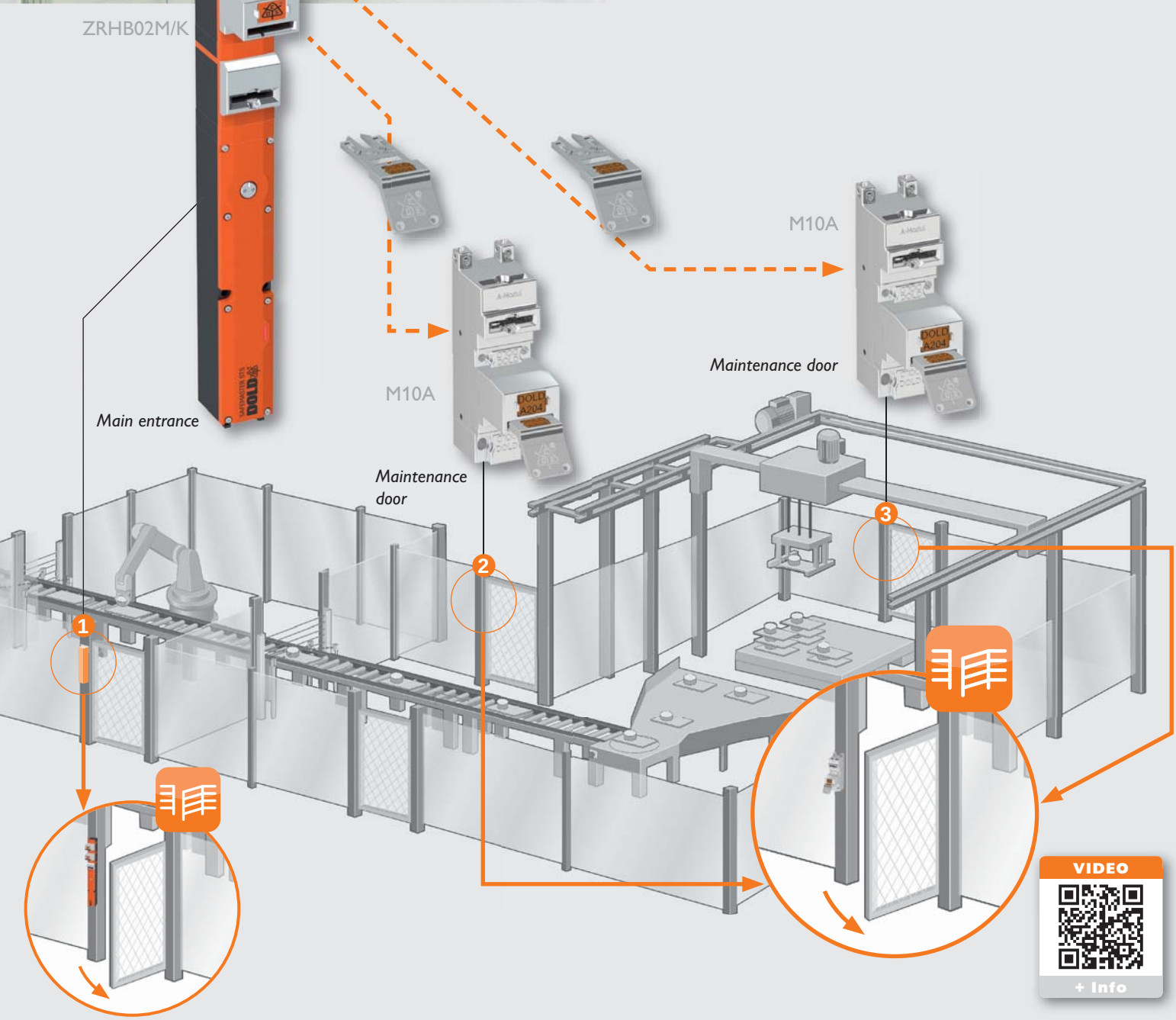

Guard lock with integrated control and signalling functions

The guard lock offers the option of integrating up to three control and signalling functions into the SAFEMASTER STS system. This allows control signals such as emergency stop or status indication of the safety door to be operated directly at the access points to machines and installations. In addition to the emergency stop button, illuminated pushbuttons or selector switches are available. The guard lock is optionally available with auxiliary or emergency release and with actuators with medium coding level.

Thanks to the very slim design, the robust and appealing FRP enclosure can be mounted on guards in a space-saving way. The optional M23 plug connectors ensure quick commissioning and reduce the wiring effort to a minimum.



ZRHC01BM/K

Selectable control devices

Up to three selectable control devices enable the starting and stopping of safety-related functions and assignment as status or state displays. The available control devices are emergency stop buttons, illuminated buttons, pushbuttons and selector switches.



M10BM/K

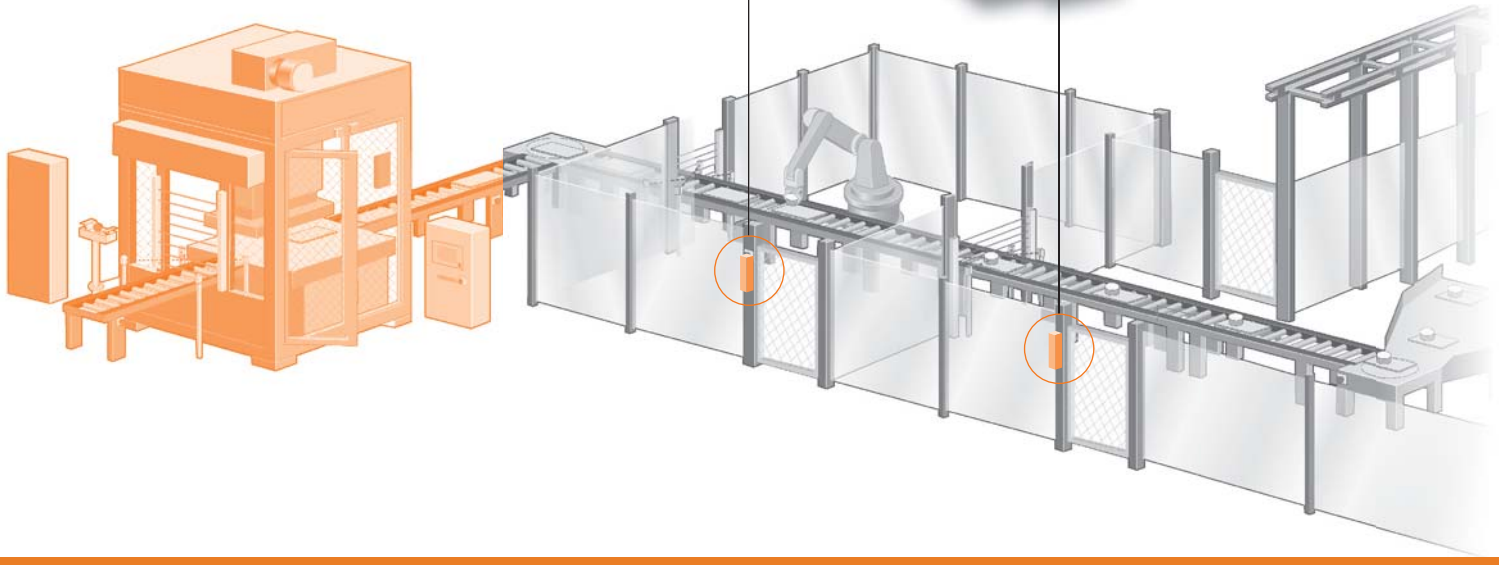

Option module -
Operating and command functions

The option module expands SAFEMASTER STS with various command, indication, and emergency stop functions. This turns the system into a true "control centre" from where command functions, status displays, release signals, main and maintenance access points can be controlled. The option module is form-fitting and can be installed directly underneath switches or solenoid lock units thus enabling direct command execution at the access points for machines and systems. The special multi-cable with plug-in connector ensures rapid and problem-free internal connection of the individual components. It is also possible to install the module as an independent command device.

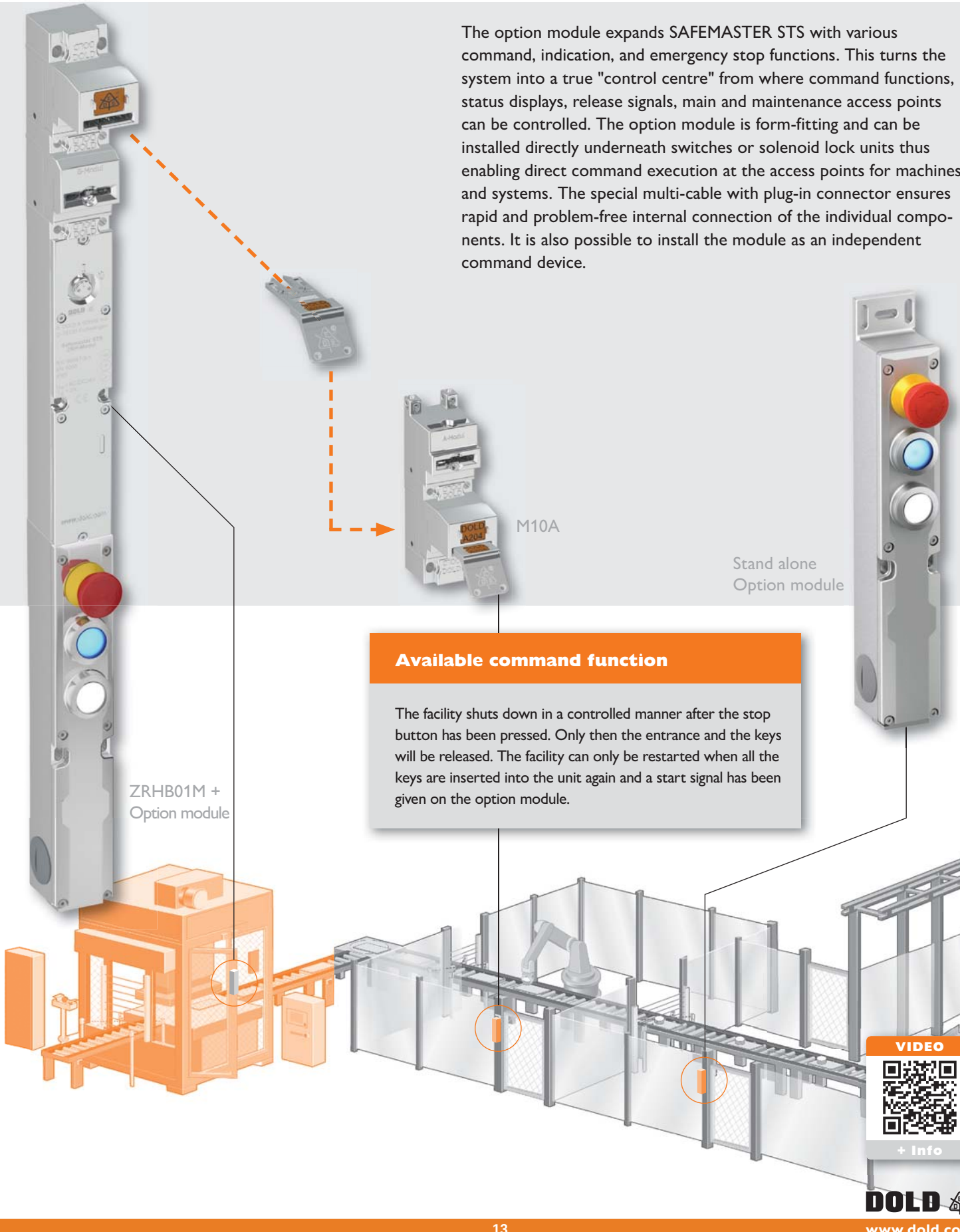

Available command function

The facility shuts down in a controlled manner after the stop button has been pressed. Only then the entrance and the keys will be released. The facility can only be restarted when all the keys are inserted into the unit again and a start signal has been given on the option module.

VIDEO

+ Info

Protection against being locked in - preventative measures



Personal key

The employee must take the key with him into the facility for his own safety. By doing so, he safeguards himself against unexpected starting and protects himself from being locked in.



Lock Out Tag Out (LOTO)

The padlock module offers an additional protective function. It enables LOTO functions to be integrated into the SAFEMASTER STS system. The key is pulled to the stop, and any worker who wishes to enter the facility inserts his personal padlock into the opening or gap designed for this purpose. Therefore, the mechanism can no longer be operated. The facility can only be restarted after all the padlocks have been removed and/or when all employees have left the facility.

Prevention

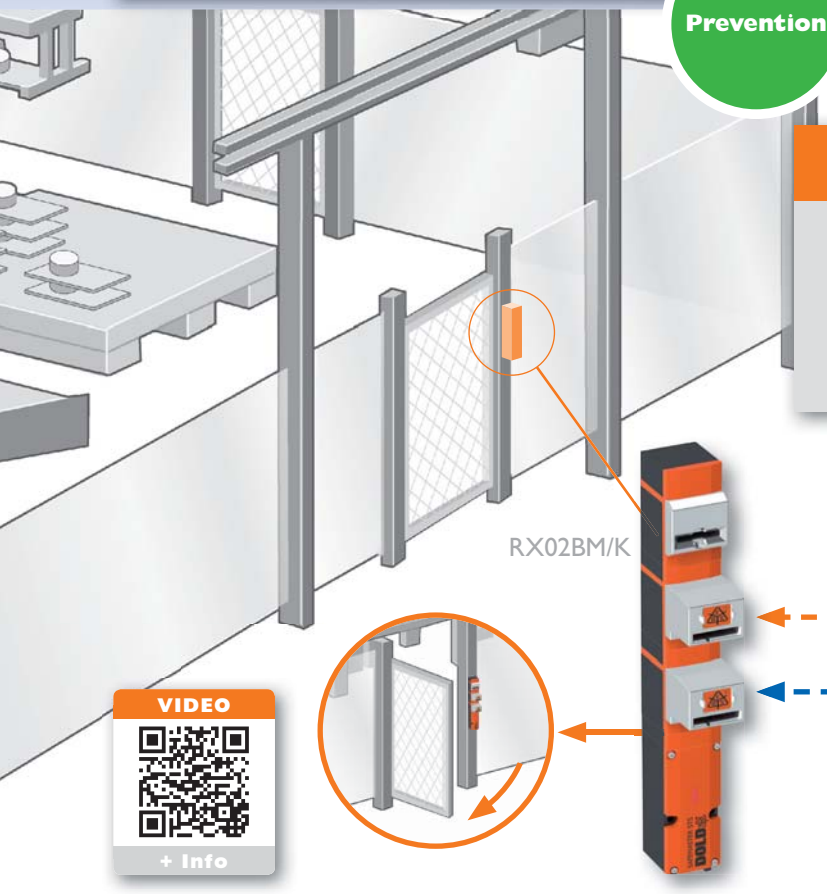

Authorised persons

Thanks to this module combination, an entrance can be safeguarded in an individual manner. Clearance is only granted when two different-coded keys are inserted. This ensures that an employee is only granted access with the knowledge of a second person.

Protection against being locked in - reliably control emergency situations



Escape and emergency release

SAFEMASTER STS also integrates escape releases and emergency unlocking. People who become locked in by accident can always safely leave the facility. Entrances can be equipped with an escape or emergency unlock mechanism. After it is triggered, locked-in operators can escape or be rescued from outside.

Emergency unlock

In an emergency situation, the entrance can be unlocked by operating a rotary switch so that locked-in operators can be rescued.

Cable pull escape release

In case of an emergency arising from a person being locked in, the entrance can be unlatched via a cable pull and trigger an emergency stop at the same time. This works also if the operator is not able to reach the escape route in time.

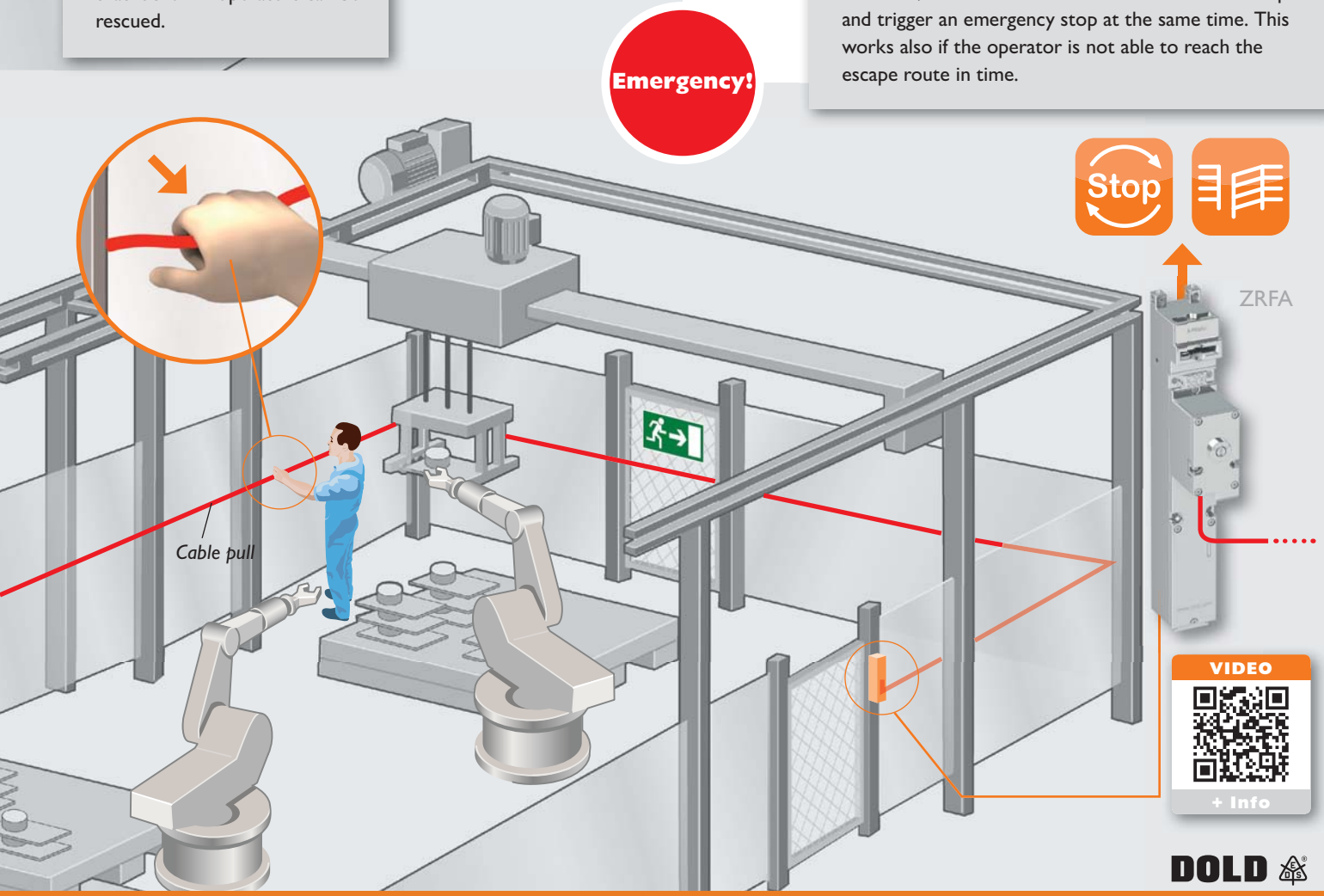

Cable pull escape release combined with door handle actuator

Padlock module

The robust and flexible padlock module offers additional personal protective measures and is used to release or block functions such as a guard door or hatch. This can be done with a padlock by attaching it to the non-removable key on the module. The padlock module is suitable for up to three padlocks with a shackle diameter of 6 mm to a maximum of 8 mm.





Cable pull escape release

If safety devices are equipped with electromechanical locking functions to safeguard accessible hazardous areas, escape releases are often used to prevent people from being locked in. However, a prerequisite for the use of an escape release is that the trapped person can still reach and open the escape door in good time in case of an emergency. If this is not the case, e.g. in extensive or confusing danger areas, a standard escape release is not applicable.

Instead, an escape release via cable pull is recommended for these applications, which opens the door from a greater distance. The guard locking device with self-monitoring cable pull escape release can be triggered from up to a distance of 10 metres.





Door handle inside

The robust door handle actuator can also be equipped with a handle on the inside, which, in combination with a safety switch or a guard locking device with escape release, offers trapped persons an escape option. The inner handle only allows a door to be opened, not closed.



Lock Out Tag Out (LOTO) protection function

When the handle is turned, a bolt extends and up to three padlocks can be placed on the bolt to prevent unintentional locking.



VIDEO

+ Info

Control Interlocking – Controlled shutdown

Machine and facility monitoring

Flexible and highly efficient: With control interlocking, machine or facility shutdown is monitored by a higher level control unit, such as safety modules, speed and standstill monitors or safety controllers. This means the system is shut down in a controlled manner and the access to the system is enabled. SAFEMASTER STS is suitable for applications up to the highest safety level (PL e in accordance with EN ISO 13849-1), and can be integrated into both centralised and decentralised control concepts.



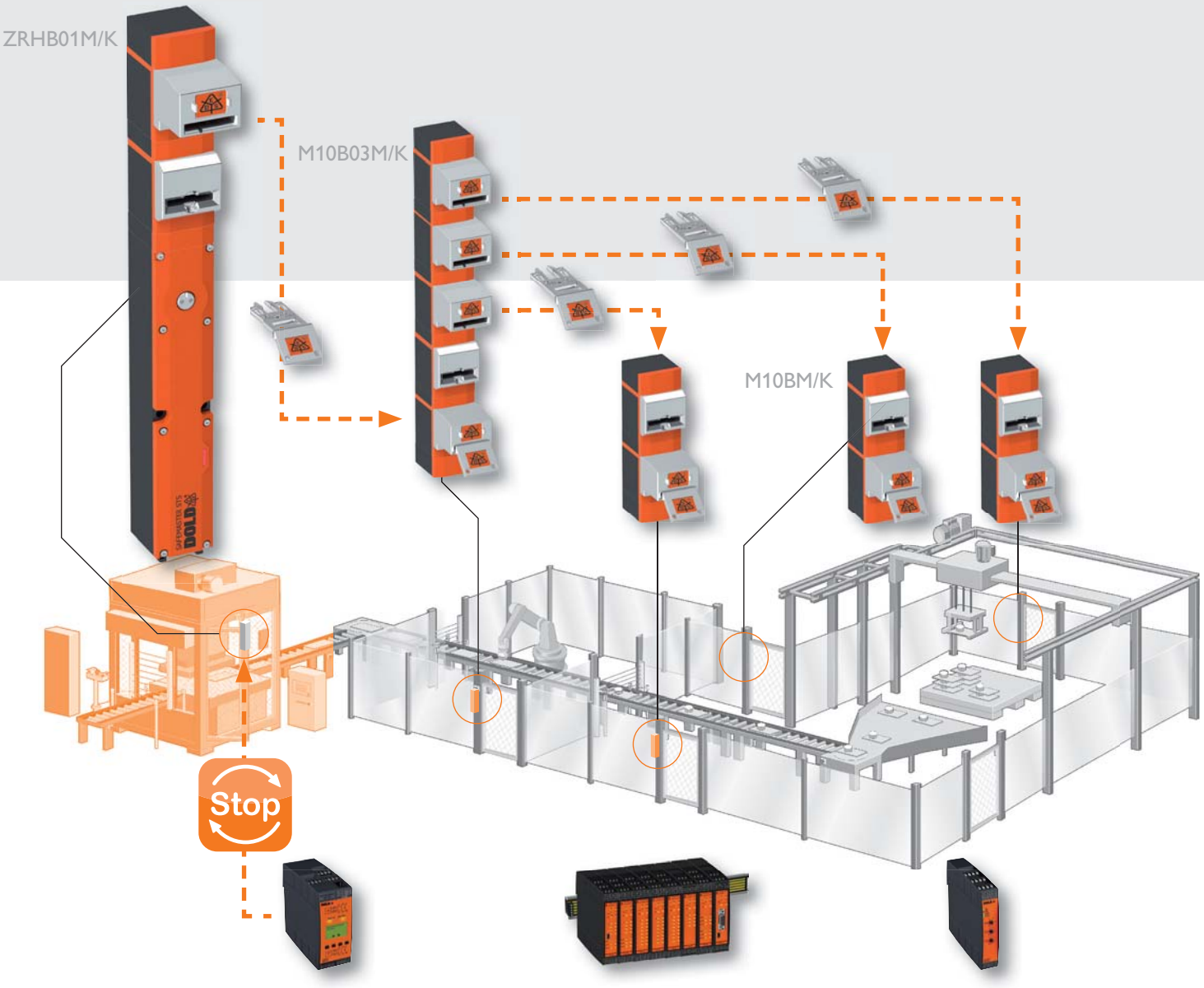

Power Interlocking – Reliable all-pole disconnection

Power Interlocking enables the integration of a switch disconnector into the safety switch and key transfer system SAFEMASTER STS. It allows direct, all-pole disconnection and safety-related locking of the energy supply to machines and plants. The safety system thus protects persons entering a hazardous area. Thanks to its simple design, Power Interlocking, in combination with other modules, offers a non-wired, purely mechanical protection of safety doors without the need for an additional control level.

The key of the integrated interlocking unit can only be removed after the switch disconnector has been switched off. When the key is removed, the drive shaft of the switch disconnector is mechanically locked in the off position. This prevents the system from being switched back on. The released key can be used to operate the other purely mechanically locked access points. This considerably reduces installation and assembly costs. The additional integration into the emergency stop circuit allows a two-channel system structure. This can achieve a safety level up to PL e, category 4 according to EN ISO 13849-1. Power Interlocking is suitable for switch disconnectors with a square drive shaft.



SAFEMASTER STS – The components

Key modules



10 01 10/K 01/K

Padlock modules (LOTO)



V W V/K W/K

Actuator modules



A B B/K

Actuators



TG CW CS J C T

Solenoid lock modules



ZRX ZRH ZRN ZRF ZAX ZAN ZRX/K ZRH/K ZRN/K ZAX/K ZAN/K ZRHC/K

Switch modules



SX SV RX RV SX/K RX/K

Command devices



Stand alone Integrated option module

Accessories



Key Bayonet M /K

Multiple functional elements



Individual configuration –
for an optimal design for your system

The **key module** monitors, for example, the release or locking of a safety door, using personal keys. This feature makes it possible to require a specific order of operations from which workers may not deviate.

The **padlock module** (LOTO) offers additional safety functions and serves to release or lock functions. This can be implemented with a padlock inserted to a key that cannot be removed.

Actuator modules guarantee safe access, for instance to a protective cover or door. The actuator module, together with the actuator, monitors the placement of two moving components of a protective device. In combination with other modules, they can create output signals, keep access doors closed, and force processes.

Solenoid lock modules ensure that protective doors and other safety guards remain closed as long as there is a hazardous situation or a danger of injury to persons. Access is only granted once a release signal is present.

The **switch module** serves, for instance, to secure moveable safety guards. When the safety guards are opened, hazardous movements must be immediately turn off by the switch module and secured against restart.

Command devices enable safety doors to be monitored on machines and systems. They expand switch modules and solenoid lock modules with additional command functions in order to control main access points and maintenance access points for example.

Accessory parts, such as end module M or bayonet fittings, are used to connect or complete the SAFEMASTER STS Module. They also serve to flexibly mount the complete functional unit.

All functional modules can be mounted in 4 positions, each rotated by 90°. You can find further information on the individual modules on www.dold.com or in the module data sheets.

SAFEMASTER STS -
The base units

Functions	Safety switch
Units with basic functions	 **SXBM/K** **SXA** **Switch with separat actuator** The contacts are operated when removing the actuator
Units with mechanical guard lock function by means of a key	 **SX01BM/K** **SX01A** **Switch with separat actuator and forced key removal** The contacts are operated and the actuator is released when the key is removed
Units with optional key release	 **SXB01M/K** **SXB01M** **Switch with separat actuator and optional key removal** The contacts are operated and the key can be removed when the actuator is removed
Units without actuators	 **SX01M/K** **SX01M** **Key operated switch** The contacts are operated when removing the key

Safety switch with guard lock



ZRHBM/K
ZRHA

Switch with electro-mechanical guard lock and separat actuator
When the solenoid is operated, the solenoid contacts are switched, when the actuator is removed, the actuator contacts are operated



ZRH01BM/K
ZRH01A

Switch with electro-mechanical guard lock, separat actuator, and forced key removal
When the solenoid is operated, the solenoid contacts are switched, when the key is removed, the key contacts are operated and the actuator can be removed



ZRHB01M/K
ZRHB01M

Switch with electro-mechanical guard lock, separat actuator, and optional key removal
When the solenoid is operated, the solenoid contacts are switched, when the actuator is removed, the actuator contacts are operated and the key can be removed



ZRH01M/K
ZRH01M

Key-operated switch with electro-mechanical locking
When the solenoid is operated, the solenoid contacts are switched, when the key is removed, the key contacts are operated

Mechanical guard lock units



M10BM/K
M10A

Mechanical guard lock with separat actuator
The actuator can be removed after the key has been inserted



M11BM/K
M11A

Mechanical guard lock with separat actuator and forced key removal
After the first key has been inserted, the second key and the actuator can be removed



M10B01M/K
M10B01M

Mechanical guard lock with separat actuator and optional key removal
If the first key has been inserted, the actuator must be removed, and the second key is released



M11M/K
M11M

Key exchange unit
The second key can be removed after the first key has been inserted

SAFEMASTER STS -
The base units

Functions	Mechanical guard lock units with interlock
Units with basic functions	 **RXK01M/K** **RXK01M / RX10A** **Mechanical guard lock with electrical monitoring of actuator or key position with separat actuator** RXK01M: The actuator can be removed after the key has been inserted on top. RX10A: The actuator can be removed after the key is inserted
Units with mechanical guard lock function by means of a key	 **RXK11M/K** **RXK11M / RX11A** **Mechanical guard lock with separat actuator and forced key removal** RXK11M: After the first key has been inserted on top, the second key and the actuator can be removed RX11A: After the first key has been inserted on top, the second key and the actuator can be removed, operating the contacts
Units with optional key release	 **RX10K01M/K** **RX10K01M** **Mechanical guard lock with monitoring of second key** After the first key has been inserted on top, the actuator and then the second key can be removed; only then will the contacts be operated
Units without actuators	 **RX11M/K** **RX11M** **Key exchange unit with electrical monitoring** After the first key is inserted above, the second key can be removed, thereby operating the contacts

Electro-mechanical guard lock units with electro-mechanical release



YRKKM/K
YRXKM

Switch with separat actuator and actuator insertion blocking
The actuator can be removed at any time, operating the actuator contacts. When the solenoid is triggered, the solenoid contacts are operated and the actuator can be inserted; this operates the actuator contacts



YRX10BM/K
YRX10A

Mechanical guard lock with separate actuator and electro-mechanical release
The key can only be inserted if the solenoid is triggered; this operates the solenoid contacts
Inserting the key operates the key contacts and the actuator can be removed



YRX10B01M/K
YRX10B01M

Mechanical guard lock with separate actuator and electro-mechanical release, and optional second removable key
The first key can only be inserted if the solenoid is triggered; this operates the solenoid contacts. Inserting the key operates the key contacts. Then, the actuator and the second key can be removed



YRX11M/K
YRX11M

Key exchange unit with electromechanical release signal
After a release signal is present, the first key can be inserted and the second key removed

Command devices



TTN

Command device with two command functions and an emergency stop switch
Plug-in connection technology with double-spring clamp terminals for wires up to 1.5 mm^2



TTT

Command device with three command functions
Plug-in connection technology with double-spring clamp terminals for wires up to 1.5 mm^2



WTT

Command device with a selector switch (2 positions) and two command functions
Plug-in connection technology with double-spring clamp terminals for wires up to 1.5 mm^2



WTN

Command device with one selector switch, one command function, and one emergency stop switch
Plug-in connection technology with double-spring clamp terminals for wires up to 1.5 mm^2

Four safety concepts ...

Mechanical system without key exchange unit

None of the entrances are wired. Additionally, safety keys or padlock modules can be added to protect against being locked in.

All keys are centrally located outside of the installation, suitable for facilities with few entrances.

Optional:

- Personal key
- Authorisation key
- Padlock module
- Escape release
- Feedback contact



Mechanical system with key exchange unit

None of the entrances are wired, if desired it is possible to only open one door, or multiple doors simultaneously.

If only one door is directly opened, then it is ensured that the remaining doors will stay closed.

The key exchange unit is located afield, while the locking switch is monitored by the control system.

Optional:

- Personal key
- Authorisation key
- Padlock module
- Escape release
- Feedback contact

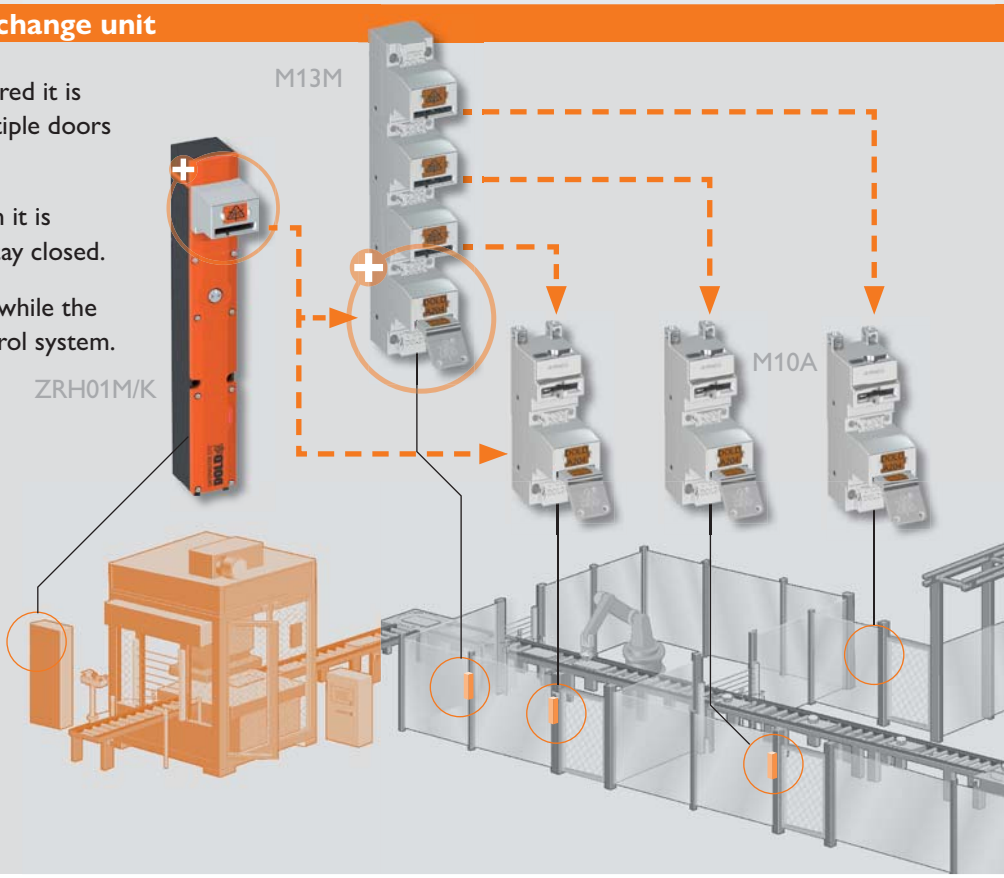

for maximum protection in all areas

Mechanical system with integrated key exchange unit

None of the entrances are wired, the main entrance must be opened first. There is also the optional possibility of directly opening one of the maintenance gates. If only one door is directly opened, then it is ensured that the remaining doors will stay closed.

Optional:

- Personal key
- Authorisation key
- Padlock module
- Escape release
- Feedback contact

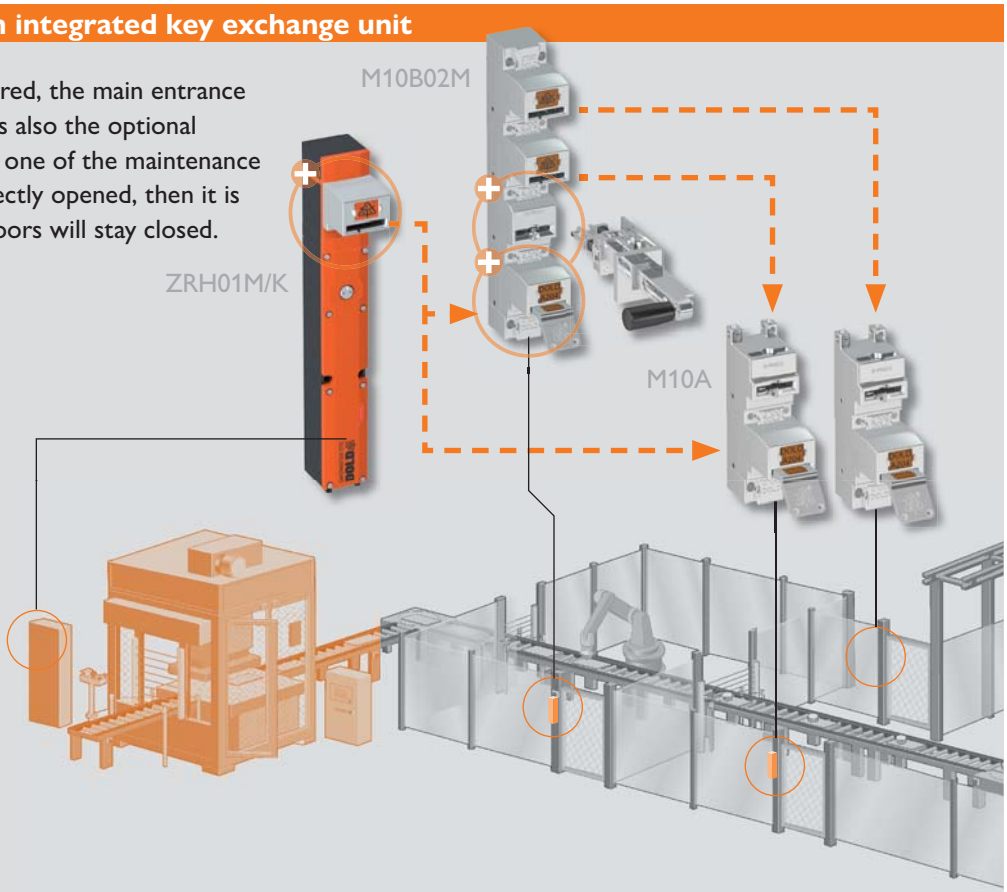

Hybrid system

The main entrance is electro-mechanically monitored and releases the keys of the maintenance doors.

It is quicker to operate than all other mechanical systems, and offers the option of integrating an additional elec-tro-mechanical escape release and the Option Module directly on the main entrance.

Optional:

- Personal key
- Authorisation key
- Padlock module
- Escape release / Emergency release
- Cable pull escape release
- Feedback contact
- Option module

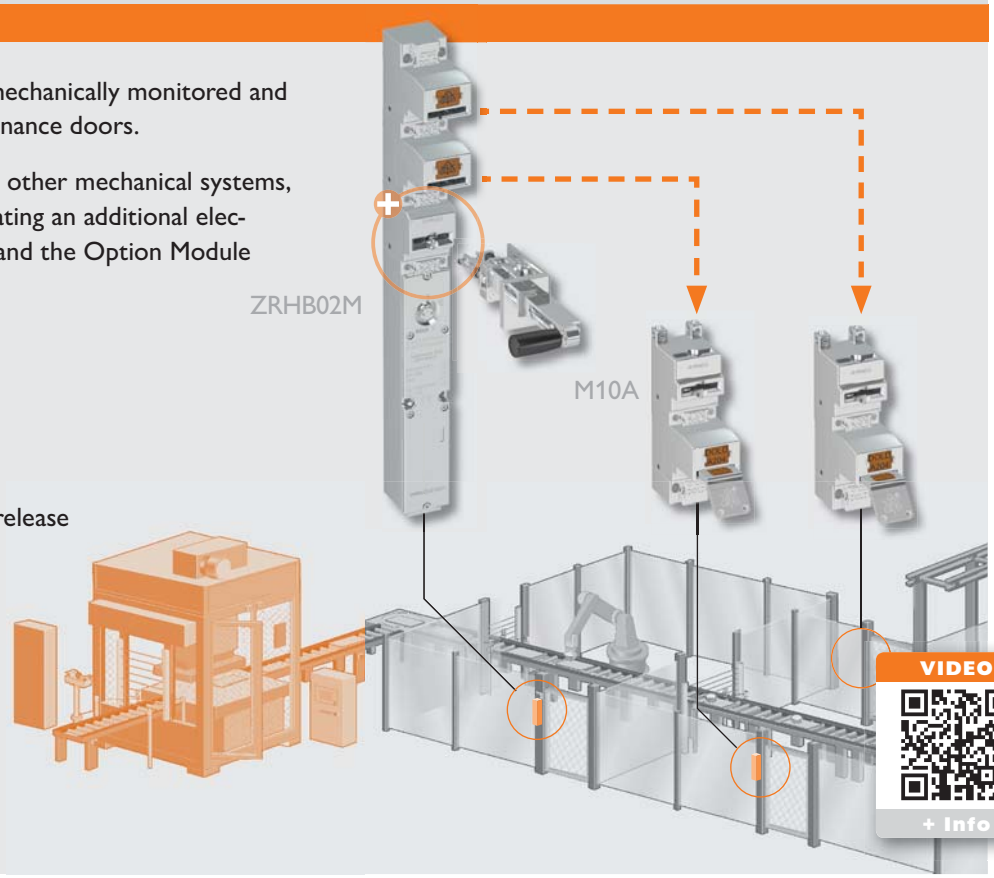

Different actuators - Wide variety of solutions

Various actuators are available for the modular safety switch and key transfer system SAFEMASTER STS. Find the optimal actuator for every application.

The actuator monitors the position of moving parts of a protective guard together with the actuator module. SAFEMASTER STS offers a variety of actuators for a wide range of applications. Whether you need a flexible, robust, self-adjusting or a coded actuator, SAFEMSATER STS offers you the perfect solution for your application.

T actuator

The T actuator is the simplest actuator in the SAFEMASTER STS product range. It has two mounting holes and is impressively strong despite its flat design. The actuator can also be welded for greater stability and to prevent the mounting screws from loosening.



T actuator -
Stable, flat
and codable

J actuator

Specially developed for sliding doors, the J actuator has four degrees of freedom and is therefore able to compensate for height differences of up to 16 mm. In addition to self-adjustment, the J actuator has the advantage that it retains its last position when removed from the actuator module.



J actuator -
Self-adjusting,
4-degrees of freedom,
robust and codable

C actuator

The flexible C actuator is suitable for applications in rough environmental conditions where the associated SAFEMASTER STS unit may be overloaded. A set of springs integrated into the actuator reduces hard door impacts, thus preventing excessive force from being applied to the modules. The actuation angles are also adjustable. This makes it ideal for use as a radius actuator for hinged accesses with a radius of > 200 mm.



C actuator -
Flexible, adjustable,
robust and codable

Coding

SAFEMASTER STS actuators and actuator modules can be coded as a safeguard against manipulation. This function can also be retrofitted.



CW latch actuator

The CW latch actuator combines a door handle and door latch in one, and is especially well suited to secure guard doors exposed to high forces, such as when the door is slammed. The “floating” installation transfers forces from the interlocking unit into the bolt actuator. The robust and ergonomic handle allows safety doors to be opened and closed easily and is ideally suited for use in rugged ambient conditions. The CW latch actuator can be installed on either the left or right side of a safety door without additional assembly work. In addition, a variety of options and attachment mountings are available.



CW latch actuator – Robust, ergonomic, high strength and codable

CS actuator and CS mounting plate

The CS actuator consists of a flexible C actuator and a manually operated sliding latch. It is used as a door lock on revolving doors, and is designed for applications with high shearing and traction forces, so as to prevent most breakages caused by overloading. The optional CS mounting plate allows for easy mounting of a CS actuator to machinery and plants.



CS actuator – Comfortable, adjustable, robust and codable

Door handle actuator – robust design for your safety door solution

Machines and plants are often safeguarded by protective fences and must be accessed at regular intervals for maintenance work or to rectify faults. The door handle actuator TG enables convenient and ergonomic opening of doors and protective guards.

The door handle actuators are used in conjunction with actuator modules. As a rule, the actuators are mounted on the moving part of a guard and are used to actuate the associated STS unit.

TG door handle actuator

The robust door handle actuator TG allows for convenient and ergonomic operation of guard doors. The stainless steel actuator is available with both an adjustable, spring-loaded actuator and a self-adjusting actuator. The self-adjusting actuator compensates for door offsets of up to 20 mm. The robust door handle actuator can also be equipped with a handle on the inside, which, in combination with a safety switch or an guard locking device with escape release, offers trapped persons the option of an escape release.



Door handle actuator TG – Comfortable, ergonomic, robust and codable

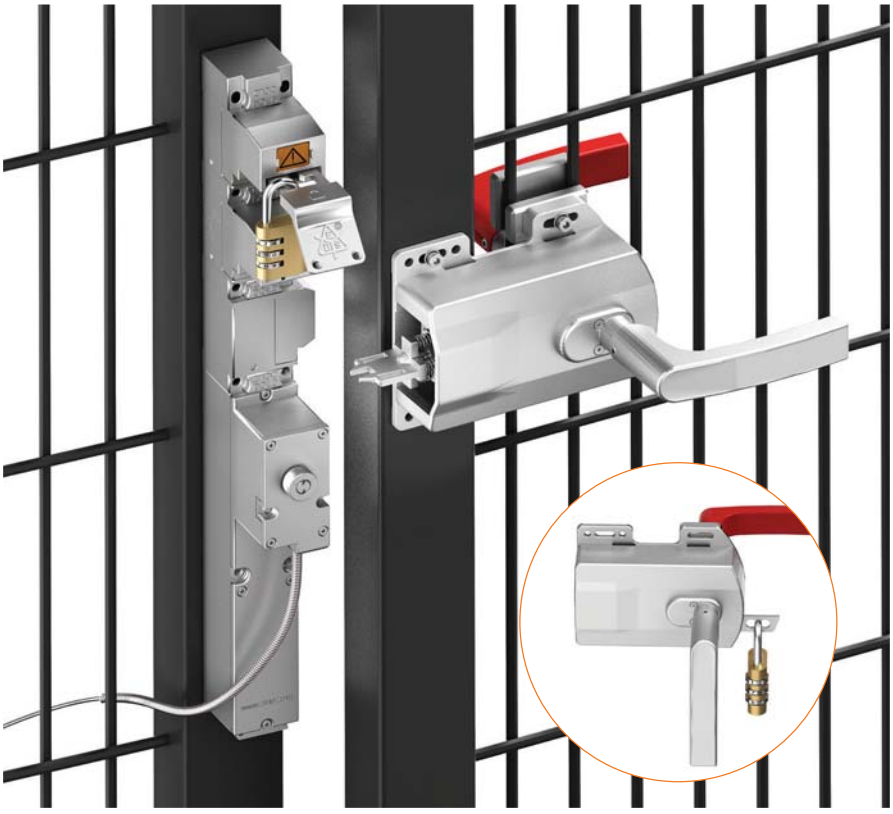

VIDEO

+ Info

Comprehensive range of accessories - Simple installation

The various accessory components connect the base module to a wide range of different locking units. This means you can create a wide range of different combinations with just a few individual components – specifically adapted to your application.

SAFEMSTER STS units can be delivered either pre-assembled on a mounting or front plate, or with pre assembled wiring harnesses and plugs.



Mounting and front plate

Mounting or front plates are made from high-quality, robust stainless steel. The (threaded) holes in these plates allow for a wide variety of installation options. The plates are available in a range of sizes, and are suitable for installation on fences and system profiles, as well as front panel mounted installation of STS units in switch cabinets.



The front plate facilitates panel mounted installation of SAFEMASTER STS units, for instance in switch cabinets or machine enclosures.





Robust plug connection with cable

Pre assembled cables, available in different lengths, allow quick and easy connection of safety switches or guard locks from the SAFEMASTER STS series, optionally also via round plug connectors.

Typical applications – FRP version



Automotive industry

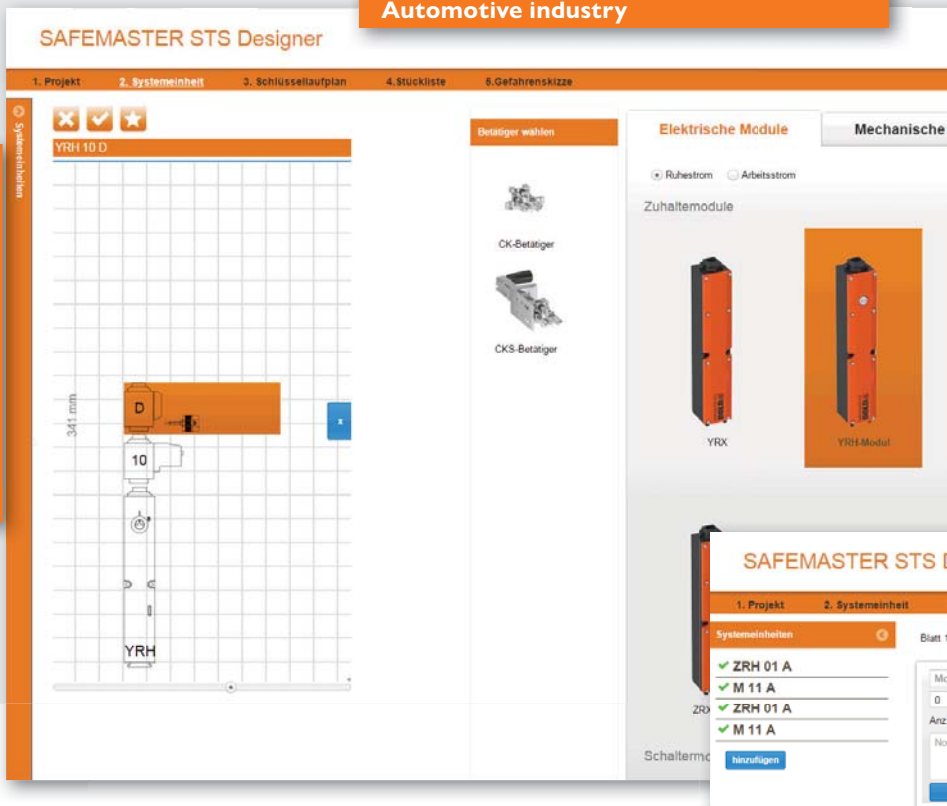



Process automation



Logistics management



Railway industry



Automation technology

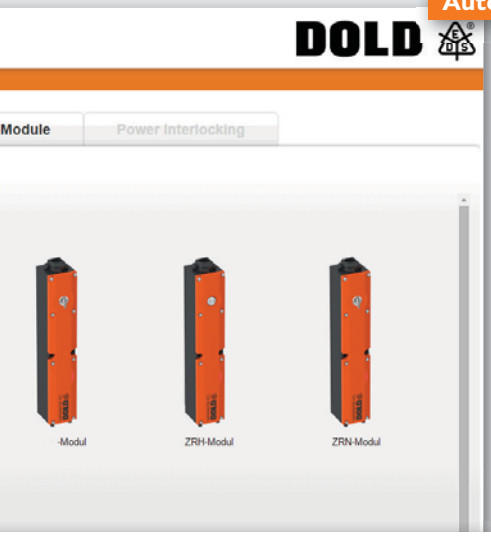



Packaging industry

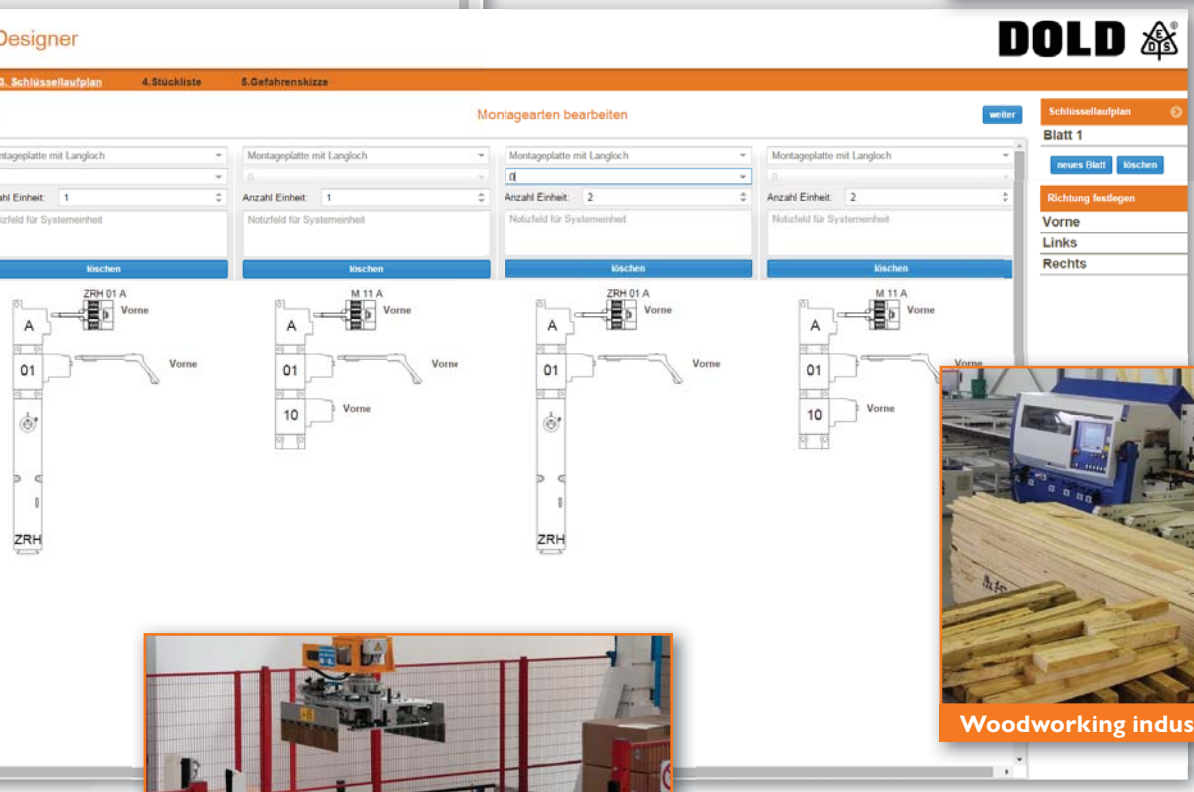



Woodworking industry



Materials handling technology

VIDEO

+ Info

For use in rugged conditions – Stainless steel version



Stone processing

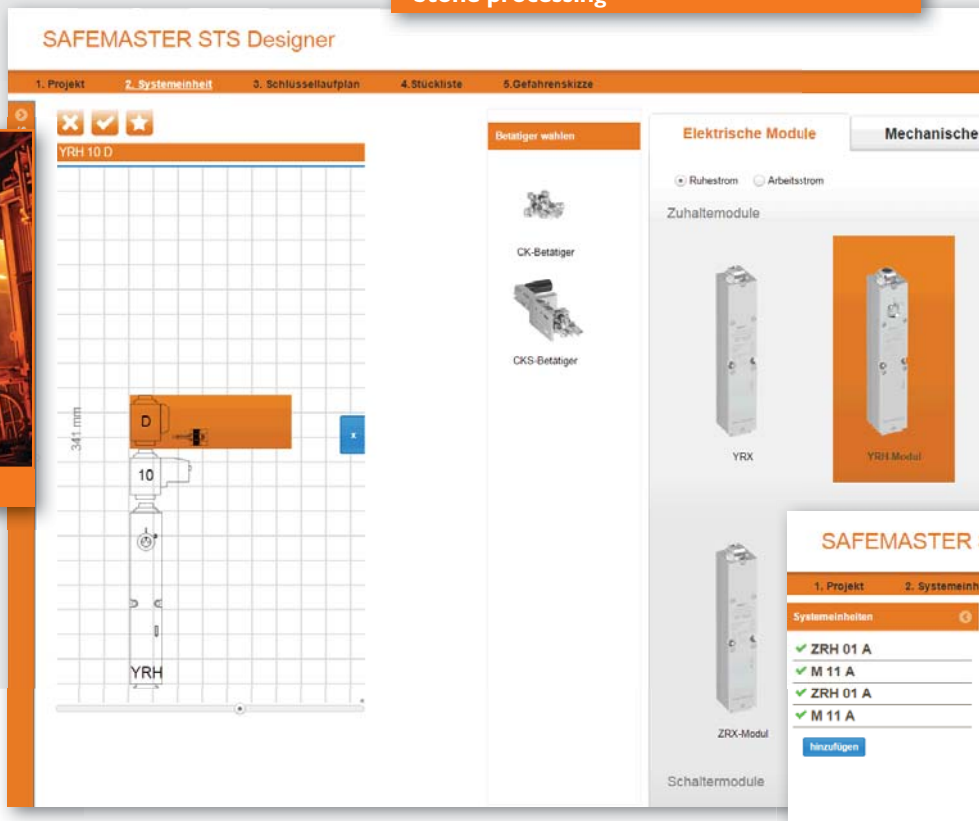



Steel works



Construction materials industry



Food industry



Railway industry

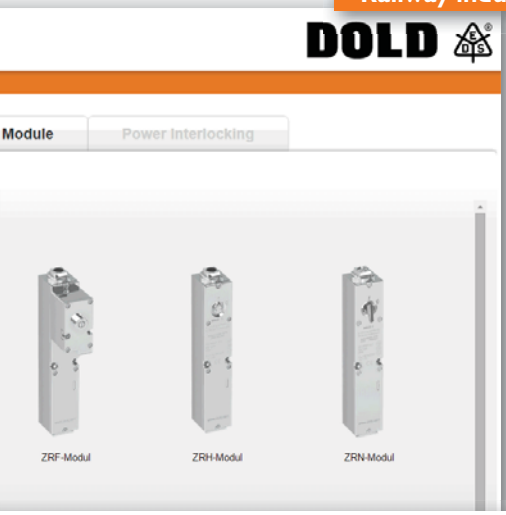



Animal enclosures

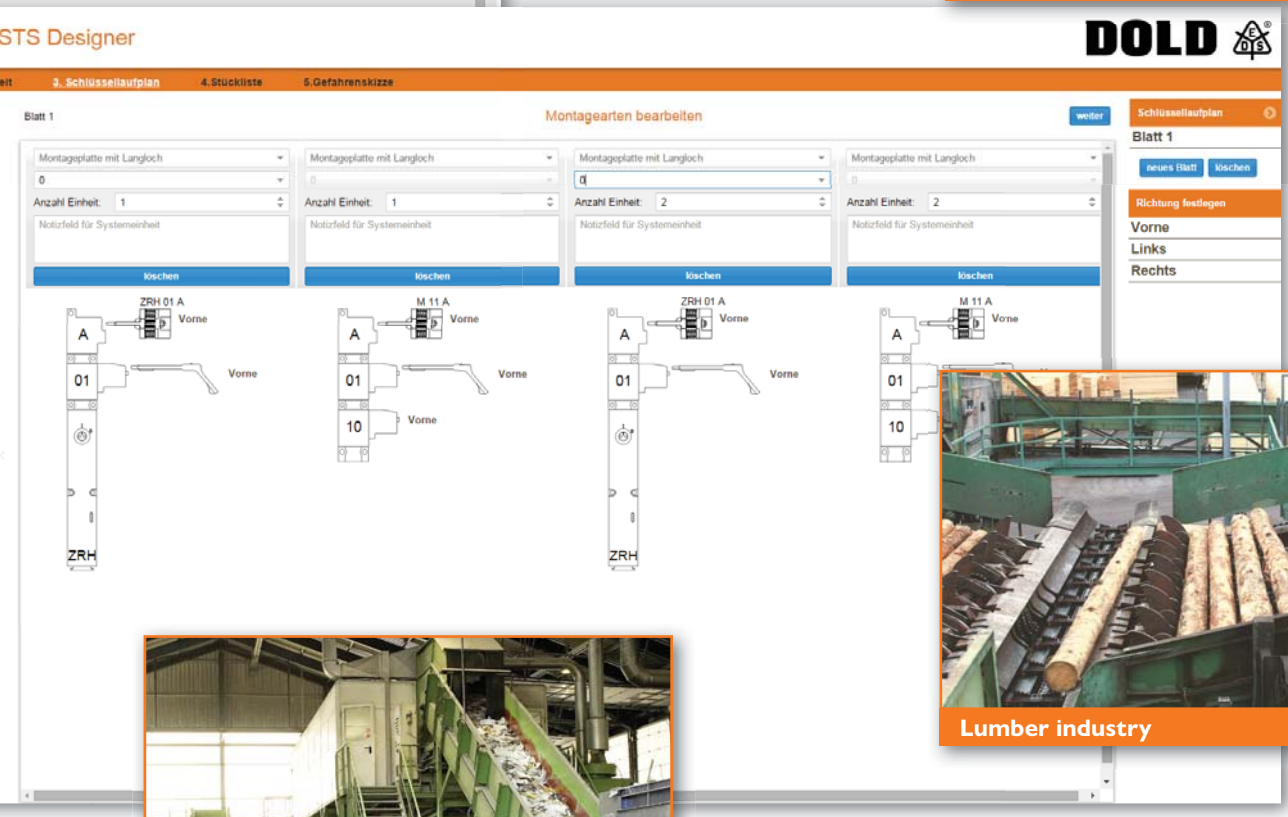

Lumber industry

Recycling industry

VIDEO

+ Info

Our experience. Your safety.

SAFEMASTER - The right solution for every application.



Innovative safety concepts

As a solution provider for safe automation and electrical safety, DOLD offers a comprehensive product portfolio from a single source. Our SAFEMASTER solutions have been successfully used for many decades around the world.

From single function safety switching devices for simple safety applications through to multifunction, modular safety systems, DOLD develops tailor-made solutions for your industry and applications.

We would be happy to provide you with information about further safety solutions.



SAFEMASTER

The safety relay modules of the SAFEMASTER series monitor different safety functions such as emergency stop, safety door, two-hand control, etc. The safety modules are characterised by quick and easy commissioning, combined with convenient connection technology. Command devices such as the wired enabling switch complete the portfolio.



SAFEMASTER S

Our solutions for secure drive monitoring utilise a combination of safe speed, standstill, or frequency monitoring, with or without external sensors, to increase productivity and safety.



SAFEMASTER PRO

The modular and configurable SAFEMASTER PRO safety system monitors all safety circuits of your machinery and installations – in a simple, flexible and safe manner. The number of inputs and outputs of the central control unit can be upgraded via extension modules at any time. Now also featuring safe speed monitoring and dynamic program realization.



SAFEMASTER W

In addition to the safe wireless emergency stop system and the wireless enabling switch of the SAFEMASTER W family, Dold now also offers the radio controlled safety system UH 6900, a safe, bidirectional safety solution that can be wirelessly integrated into various applications.

More

Info

E. Dold & Söhne GmbH & Co. KG
Bregstraße 18 • D-78120 Furtwangen
T +49 7723 654-0 • F +49 7723 654-356
dold-relays@dold.com • www.dold.com

BE03 / 1214