



## Safety switch with separate actuator

ST 14 2Ö/1S - 2m

Material number: 1188892 (Material number old: 14953002)

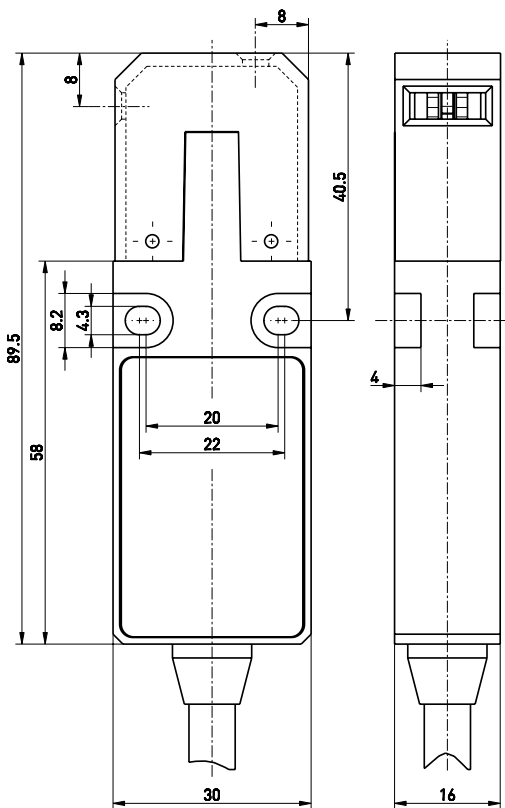
### Features/Options:

- Thermoplastic enclosure
- Double insulated
- With pre-wired cable

### Notes

- The actuator is not included in the delivery of the switches

### Dimensions



### Technical data

Applied standards	EN 60947-5-1, EN ISO 13849-1, EN ISO 14119, GS-ET-15
Enclosure	thermoplastic, glass-fibre reinforced, impact resistant, self-extinguishing UL 94 V-0
Switch type	type 2
Coding level	low coding
Tightening torque	enclosure mounting screws: max. 1.5 Nm
Degree of protection	IP 67 to IEC/EN 60529
B <sub>10d</sub> (10 % load)	2 million
T <sub>M</sub>	max. 20 years
Contact material	silver
Switching system	slow action, positive break NC contacts $\ominus$
Switching elements	2 NC/1 NO contact, type Zb
Connection	cable 6 x AWG 20
Cable length	2 m
Cable diameter	6.1 mm $\pm 3\%$
Cable cross-section	6 x 0.56 mm <sup>2</sup>
Rated impulse withstand voltage U <sub>imp</sub>	4 kV
Rated insulation voltage U <sub>i</sub>	250 V
Conventional thermal current I <sub>the</sub>	6 A
Rated operating current/voltage I <sub>e</sub> /U <sub>e</sub>	3 A/250 VAC; 2 A/24 VDC; 0.125 A/230 VDC
Utilisation category	AC-15; DC-13
Short-circuit protection	6 A gG/gN fuse
Positive break travel	8 mm

Errors and omissions excepted.



## Safety switch with separate actuator

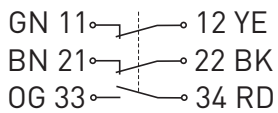
ST 14 2Ö/1S - 2m

Material number: 1188892 (Material number old: 14953002)

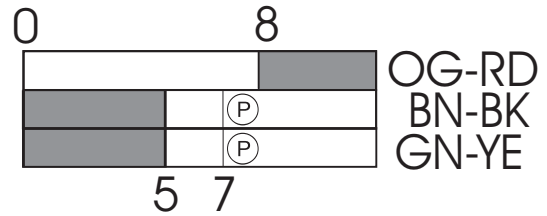
### Technical data

Ambient temperature	-20 °C ... +75 °C
Mechanical life	> 1 million operations
Approvals	<b>ERC</b>
Weight	190 g

### Contact diagram



### Switching diagram



Ⓟ Positive break travel/angle

#### Note

Inserted position of actuator = 0 in switching diagram.  
The actuator is not included with the switches.