



Ex safety switch with separate actuator

Ex AZ 16 1Ö/1S-30N-3D - 2m

Material number: 1178217 (Material number old: 16253907)

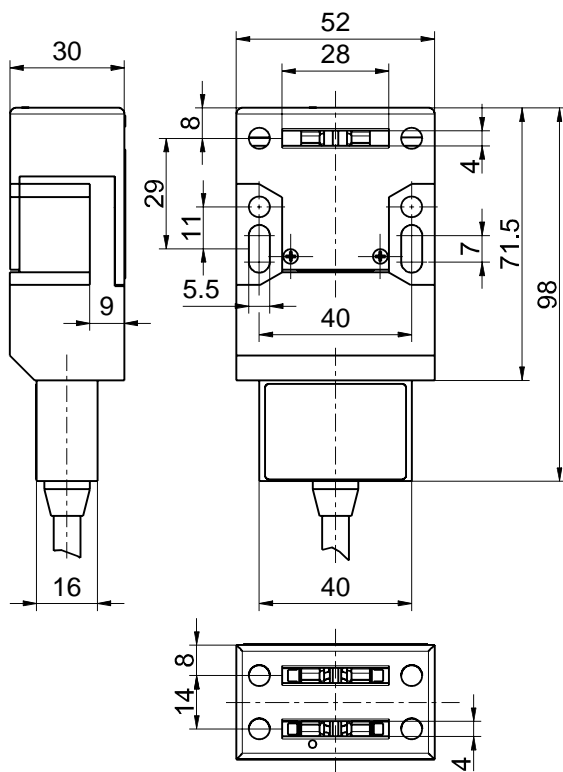
Features/Options:

- Ex zone 22
- Thermoplastic enclosure
- Multiple coding
- With pre-wired cable
- 30 N latching force

Notes

- The actuator is not included in the delivery of the switches

Dimensions



Technical data

Applied standards	EN 60947-5-1, EN 60079-0, EN 60079-1, EN 60079-31, EN ISO 13849-1, EN ISO 14119
Enclosure	thermoplastic, glass-fibre reinforced, impact resistant, self-extinguishing UL 94 V-0
Switch type	type 2
Coding level	low coding
Degree of protection	IP 67 to IEC/EN 60529
B_{10d} (10 % load)	2 million
T_M	max. 20 years
Switch insert	1 x Ex 13
Contact material	silver
Switching system	slow action, positive break NC contacts \ominus
Switching elements	1 NC/1 NO contact, type Zb
Connection	pre-wired cable H05VV-F
Cable cross-section	4 x 0.75 mm ² (incl. conductor ferrules)
Cable length	2 m
Rated impulse withstand voltage U_{imp}	4 kV
Rated insulation voltage U_i	250 V
Conventional thermal current I_{the}	T6: 6 A, T5: 3 A
Rated operating current/voltage I_g/U_g	6 A/250 VAC; 0.25 A/230 VDC
Utilisation category	AC-15; DC-13
Short-circuit protection	6 A gG/gN fuse
Positive break travel	9.5 mm

Errors and omissions excepted.



Ex safety switch with separate actuator

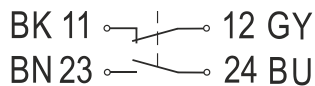
Ex AZ 16 1Ö/1S-30N-3D - 2m

Material number: 1178217 (Material number old: 16253907)

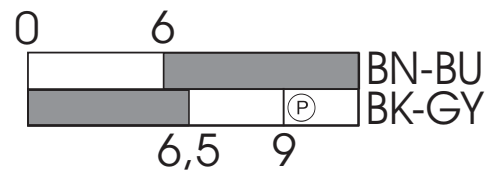
Technical data

Positive break force	approx. 15 N
Ambient temperature	T6: -20 °C ... +65 °C, T5: -20 °C ... +75 °C, +90 °C with max. 3 A
Mechanical life	> 1 million operations
Impact energy	max. 7 J
Ex marking	Ⓔ II 3D Ex tc IIIC T80°C/T95°C Dc X
Weight	260 g

Contact diagram



Switching diagram



Ⓟ Positive break travel/angle

Note

Inserted position of actuator = 0 in switching diagram.
The actuator is not included with the switches.