



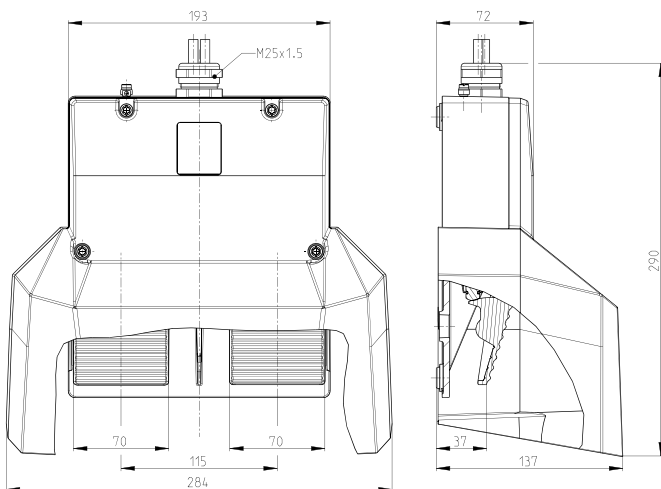
## Ex foot switch Ex GFSM 2 - 3m

Material number: 1051997 (Material number old: 82206201)

### Features/Options:

- Ex zone 1 and 21
- 2-pedal type
- Metal enclosure
- With protective shield
- Low pedal height
- With pre-wired cable
- Attention: Please state required international approvals with your order!

### Dimensions



### Technical data

Applied standards	EN 60947-5-1, EN 60079-0, EN 60079-1, EN 60079-31, EN ISO 13849-1
Enclosure	aluminium die-cast, powder-coated
Pedal	thermoplastic, glass-fibre reinforced, impact resistant, self-extinguishing UL 94 V-0
Protective shield	aluminium die-cast, powder-coated
Degree of protection	IP 65 to IEC/EN 60529
B <sub>10d</sub> (10 % load)	Ex GFS 2: 2 million
T <sub>M</sub>	Ex GFS 2: max. 20 years
Connection	pre-wired cable H05VV-F
Cable cross-section	3 x 0.75 mm <sup>2</sup> (incl. conductor ferrules)
Cable length	3 m
Contact material	silver
Switching system	snap action
Switching elements	1 change-over contact with single break, type C
Switch insert	1 x ExM 14 per pedal
Utilisation category	AC-15; DC-13
Rated operating current/voltage I <sub>e</sub> /U <sub>e</sub>	5 A/250 VAC; 0.16 A/230 VDC
Short-circuit protection	5 A gG/gN fuse
Ambient temperature	T6: -20 °C ... +60 °C, T5: -20 °C ... +75 °C
Mechanical life	> 1 million operations
Impact energy	max. 7 J

Errors and omissions excepted.





Ex foot switch

Ex GFSM 2 - 3m

Material number: 1051997 (Material number old: 82206201)

## Technical data

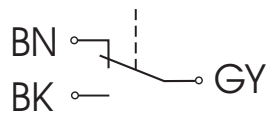
Ex marking  II 2G Ex d IIC T6/T5 Gb,  
 II 2D Ex tb IIC  
T80 °C/T95 °C Db IP65

Approvals PTB 11 ATEX 1002 X

**ERC**

Weight 2700 g

## Contact diagram



## Switching diagram

