



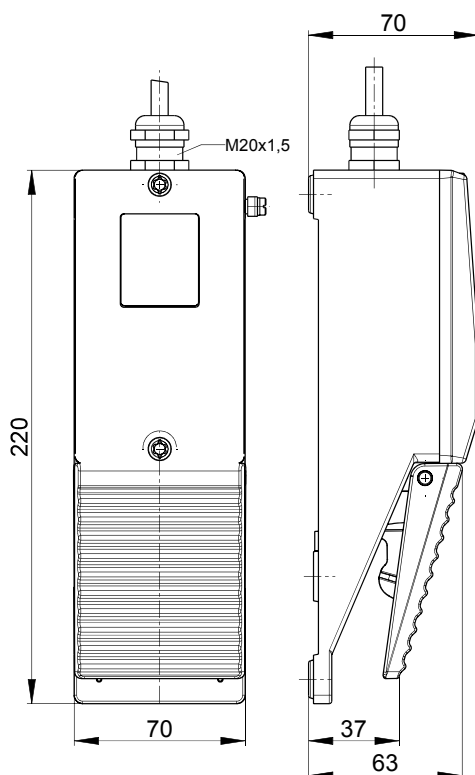
Ex foot switch Ex GF 1Ö/1S - 3m

Material number: 1048461 (Material number old: 81101201)

Features/Options:

- Ex zone 1 and 21
- 1-pedal type
- Metal enclosure
- Low pedal height
- With pre-wired cable
- Attention: Please state required international approvals with your order!

Dimensions



Technical data

Applied standards	EN 60947-5-1, EN 60079-0, EN 60079-1, EN 60079-31, EN ISO 13849-1
Enclosure	aluminium die-cast, powder-coated
Cover	thermoplastic, glass-fibre reinforced, impact resistant, self-extinguishing UL 94 V-0
Pedal	thermoplastic, glass-fibre reinforced, impact resistant, self-extinguishing UL 94 V-0
Degree of protection	IP 65 to IEC/EN 60529
B_{10d} (10 % load)	2 million
T_M	max. 20 years
Connection	pre-wired cable H05VV-F
Cable cross-section	4 x 0.75 mm ² (incl. conductor ferrules)
Cable length	3 m
Contact material	silver
Switching system	slow action, positive break NC contacts \ominus
Switching elements	1 NC/1 NO contact, type Zb
Switch insert	1 x Ex 14
Utilisation category	AC-15; DC-13
Rated operating current/voltage I_e/U_e	6 A/250 VAC; 0.25 A/230 VDC
Short-circuit protection	6 A gG/gN fuse
Ambient temperature	T6: -20 °C ... +60 °C, T5: -20 °C ... +75 °C
Mechanical life	> 1 million operations
Impact energy	max. 7 J

Errors and omissions excepted.



Ex foot switch

Ex GF 1Ö/1S - 3m

Material number: 1048461 (Material number old: 81101201)

Technical data

Ex marking

⊕ II 2G Ex d IIC T6/T5 Gb,
⊕ II 2D Ex tb IIIC
T80 °C/T95 °C Db IP65
IECEX Ex d IIC T6/T5 Gb,
Ex tb IIIC T80 °C/T95 °C Db IP65

Approvals

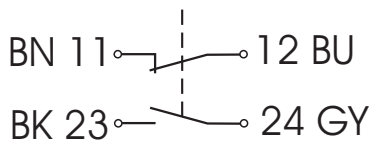
PTB 11 ATEX 1002 X
IECEX PTB 11.0090X



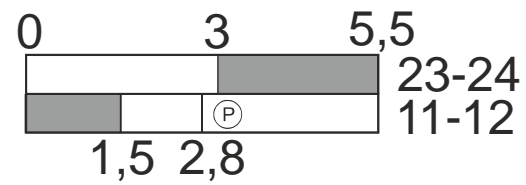
Weight

880 g

Contact diagram



Switching diagram



Ⓟ Positive break travel/angle