



Ex position switch with safety function

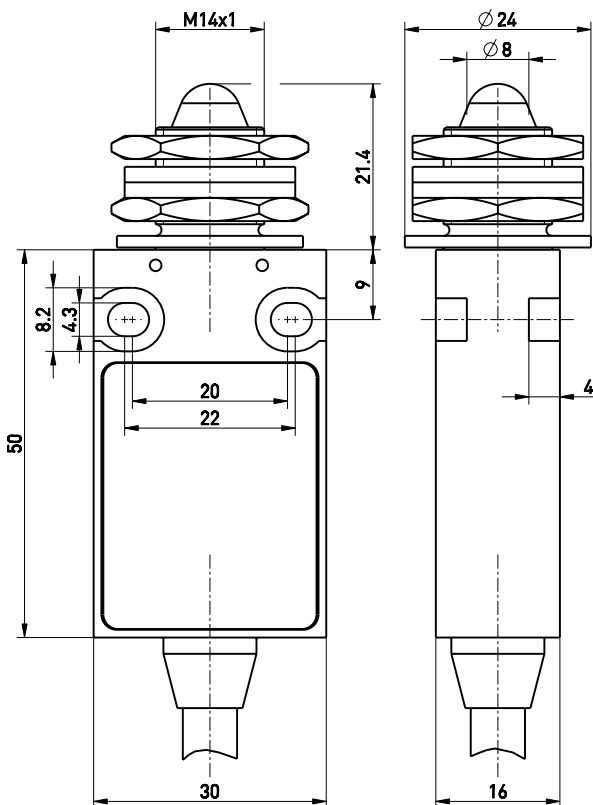
Ex 14 FKU 1Ö/1S - 5m

Material number: 1187885 (Material number old: 14049304)

Features/Options:

- Ex zone 1 and 21
- Thermoplastic enclosure
- Double insulated
- Mounting details to EN 50047
- With pre-wired cable
- Actuator: Ball plunger for front mounting FKU
- Actuating speed max. 0.5 m/s with a vertical actuating angle of 20°
- Vertical actuation or actuation from side possible
- Actuator with captive stainless steel ball
- Exact repeatability of switching point
- Attention: Please state required international approvals with your order!

Dimensions



Technical data

Applied standards	EN 60947-5-1, EN 60079-0, EN 60079-1, EN 60079-31, EN ISO 13849-1, EN ISO 14119
Enclosure	thermoplastic, glass-fibre reinforced, impact resistant, self-extinguishing UL 94 V-0
Switch type	type 1
Coding level	no coding
Degree of protection	IP 65 to IEC/EN 60529
B_{10d} (10 % load)	2 million
T_M	max. 20 years
Contact material	silver
Switching system	slow action, positive break NC contacts \ominus
Switching elements	1 NC/1 NO contact, type Zb
Connection	pre-wired cable H05VV-F
Cable cross-section	4 x 0.75 mm ² (incl. conductor ferrules)
Cable length	5 m
Rated impulse withstand voltage U_{imp}	4 kV
Rated insulation voltage U_i	250 V
Conventional thermal current I_{the}	T6: 6 A, T5: 3 A
Rated operating current/voltage I_e/U_e	6 A/250 VAC; 0.25 A/230 VDC
Utilisation category	AC-15; DC-13
Short-circuit protection	6 A gG/gN fuse

Errors and omissions excepted.



Ex position switch with safety function

Ex 14 FKU 1Ö/1S - 5m

Material number: 1187885 (Material number old: 14049304)

Technical data

Ambient temperature T6: -20 °C ... +65 °C,
T5: -20 °C ... +75 °C, +90 °C with
max. 3 A

Mechanical life > 1 million operations

Operation cycles max. 1800/h

Repeat accuracy of switching points ± 0.1 mm

Contact opening max. 2 x 4 mm

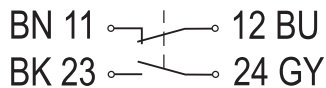
Ex marking
⊕ II 2G Ex db IIC T6/T5 Gb,
⊕ II 2D Ex tb IIIC
T80 °C/T95 °C Db
IECEX Ex db IIC T6/T5 Gb,
Ex tb IIIC T80 °C/T95 °C Db

Approvals PTB 03 ATEX 1070 X
IECEX PTB 06.0098X

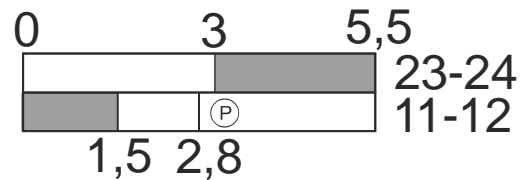


Weight 440 g

Contact diagram



Switching diagram



Ⓟ Positive break travel/angle